

WADEBRIDGE SCHOOL



FREQUENTLY ASKED QUESTIONS



CONTENTS PAGE



Contents

Art and Design 3

Design Technology 5

English 8

EPR 9

Geography 11

History 12

ICT 14

Maths 16

MFL (Modern Foreign Languages) 17

Music 19

PE 21

RSHE 26


RSHE 27

Science 28

Transition Process 30



Art and Design



How many lessons of Art do students get a week?

Students in Key Stage 3 have 2 lessons, per 2-week cycle of the timetable.

What sort of materials do students use?

Students will experience drawing with different materials (such as; biro, fine-liner, graphite, charcoal, coloured pencils, pastels....) and also develop skills in paints (water-colours and acrylics). We also try to do some basic printing techniques in Year 7. There will also be opportunities for students to experience the use of working on both 3D and design skills in the cross curricular activities we are involved in, such as the camps and the Eden Project visit.

What sort of equipment do students need to have?

It would be useful for students to have some good quality sketching pencils (HB, 2B & 4B), a good rubber & sharpener. If students could also have a fine-liner pen & set of 12 colouring pencils as well that would be great.

Will students get homework?

Yes. Sometimes its finishing a task started in class or collecting or bringing something in to draw or work with next lesson. Sometimes it's researching an artist's work & most often its extra practice at developing a skill.

What sort of Art/Artists do students look at?


This depends on the topic but as we go through we try to include images and examples of different artists and art styles, from different time periods. Students can also find artists they like as examples.

My son/daughter cannot draw very well - how will they cope?

The whole structure of the course is designed to build a visual vocabulary and skills in order to give them the means by which to describe visually what they see, think and experience. They will be challenged!

What sort of topics do they do?

In Year 7 we do 3 termly topics: -
Autumn; Drawing using line & tone.
Spring; Eden Project - painting & printing.
Summer; Toys project - drawing & painting.



Art and Design continued



Will they need access to a computer?

Ideally yes, but students can use the IT facilities in the Art Department and in the LRC at breaks, lunches or after school. Work can also be emailed to us or their school email address they will be given for printing out.

Do we do Photography?


We do ask students to take photographs & print them out for their sketchbooks sometimes, but we do not do Photography as a stand-alone component of the Year 7 course. If a student is really interested, then they will be encouraged to develop these skills by using editing software, like Photo-Shop.

Do students have to do Art as a GCSE?

No. Art is one of the subjects that students can choose to do (or not!) in Year 9.



Design Technology



What do we learn in Design Technology at Wadebridge School?

In Years 7 and 8 - Design Technology lessons are split into different specialties. These include Textiles, Product Design, Food and Nutrition and Computer Aided Design. Across the year you will complete a range of projects that allow you to research, design, develop and manufacture a range of products, as well as learning how to plan, cook and develop recipes.

How many lessons a fortnight do we have in Design Technology?

Across a fortnight - week 1 and week 2, you will have 4 lessons of Design Technology. These are split between Product Design, Food and Textiles. Some of the lessons you have will be double lessons (2 hours) and some will be single lessons - this is dependent on the timetable for the year. In each of these lessons you will complete a range of practical and project-based activities that will develop your skills and understanding of Design Technology.

What projects will I get to make?

Across the different specialisms in DT you will make a range of interesting and challenging projects. These range from fruit smoothies and breakfast bars in Food, using computer aided design and the laser cutter to make a clock in Product Design, or sewing and block printing your own apron in Textiles.

Do I have the same Teacher for all specialist areas in Design Technology?

Across the 4 lessons of different specialisms in DT, you will most likely have 2 different teachers for these different areas. You will be based in either the workshop, food or textiles rooms.

Can I take what I have made home when it is complete?


Yes! The best bit of DT is that you get to develop and make your own products and dishes to enjoy. After each practical lesson in food you will be able to take home what you have made at the end of the school day, whereas in the longer projects in Textiles and Product Design, you take the products home at the end of the project.

Do I need to pay for the products we make and take home in Design Technology?

We do not ask you to pay for your products, all of these are provided by the School. The only items you will need to pay for are your ingredients for your food practical's which are brought in from home.



Design Technology continued



What if I really enjoy the activities in my lessons and want to learn some more?

The LRC has a subject shelf where you can find a selection of interesting books that relate to Design Technology. In the workshops and textile rooms there are also a wealth of interesting books that you are welcome to use or ask to borrow from your Teacher. Whilst at home, you can also access the Curriculum Resource area which lists supplementary resources for your projects, if you wish to explore them in more depth.

I am worried about using different tools in the workshop - what can I do?

It is important in all of your DT lessons to listen carefully to Teacher demonstrations - this is where a Teacher will show you how to complete tasks / processes to the whole class. Your Teachers are trained to support you using tools in the workshop safely and accurately and over time your confidence in using new equipment will grow. If you are still unsure you should always ask for extra help and remember - don't use any machines or equipment in DT without permission.

What materials and tools do students use in the workshop?


Our well-resourced workshops allow students to work with a range of resistant materials including timber, polymers, metal and textiles. As you complete projects across Years 7, 8 and beyond, you will experience working with all of these different materials to manufacture exciting and interesting products.

I have allergies - how am I able to cook different recipes in food lessons?


All staff who teach DT Food, have training in allergens and food hygiene. We cannot however, guarantee that traces of allergens are completely eliminated from our food rooms or indeed the School. All allergies and medical conditions should be listed on the Medical Consent form you will be given in your Induction pack in Year 7. If you have particular concerns about allergies and recipes you are due to cook, your Food Teacher will be happy to discuss this with you and help where they can.

I am vegetarian / vegan - can I adapt the recipes so we can enjoy them at home?

Many of the recipes we cook in KS3 are adaptable and where possible recipes can be adapted or alternatives used. Please speak directly to your Teacher when you receive your recipe book and they can guide you.



Design Technology continued



How do I know what I am going to be cooking in a Food Practical lesson?

At the start of your food project, you will receive a recipe book. Your teacher will use this to help you plan your practical lessons and dates can be added to each page as a reminder for what you will be cooking on each lesson. Your Teacher will also set the practical as a homework on ClassCharts with the due date being the date of the practical. It is important to check ClassCharts to ensure you have the correct date and ingredients.

Will I be taught in my Form Group?

Due to health and safety, our class sizes in Design Technology are smaller than the usual Form Group. This means that we have lots of DT classes, which are coded differently from your other lessons. These classes are mixed, with groups being made up from students across various Form Groups, so you may be with some of your Form Group, but you will also be in DT lessons with other students you may not know so well, a great opportunity to meet more peers!

How can I catch up if I miss a practical lesson?


In most cases in DT, your Teachers will be able to help you catch up on any practical work missed. You should however use the Curriculum Resource area to check the lesson you have missed and where possible have a go at completing the practical task at home. If you miss a food lesson, how about trying to make the recipe at home for your family?

What do I do if I cannot purchase ingredients for food practical's?


Most of the recipes we cook in Key Stage 3 use everyday ingredients and store cupboard stock. However, there are some recipes that require fresh ingredients. If you are entitled to PP Bursary, we can arrange for ingredients to be ready for your practical lesson. This can be arranged for every time you have a practical lesson, or more sporadically. We ask that if getting ingredients is a problem that you speak to your Teacher or get in touch with the department, so we can help and decide with you.

Am I able to join any clubs for Design Technology?

Every year we run different clubs in the department which are always very popular. These range from Pizza Making Competitions and Baking Club to STEM activities and even using sewing machines to make scrunchies in Textiles club! Our extra-curricular Clubs run at different times throughout the year - your Teachers and Form Tutors will be able to let you know when they are on, we would love you to join in the fun!



English



What do I need for English lessons?

Black pens, pencil, ruler, highlighters and a reading book.

Do I need a reading book every day?

Yes. There is an expectation that you have a reading book with you. Once you have your Accelerated Reader number, you will need an Accelerated Reader book with you in school. If you finish your work in any lesson you will be expected to read your book. Also, there are 'drop and read' sessions in a range of subjects (not just English).

What is Accelerated Reader?

Accelerated Reader is a reading programme that helps students improve their reading skills. Students take a Star reading test at the start of Year 7 which gives them a code - which is a number range (e.g. 2.4-3.7). Students then read books in their range and take a quiz on the Accelerated Reader website to check their understanding and develop their skills. Your progress will be tracked each term. Students can also read online, using MyOn.co.uk. (don't worry - all this will be explained by your English Teachers).

Will I get to use the Library?


The Library is within the LRC (Learning Resource Centre). You will have an allocated weekly English lesson which takes place in the LRC and focuses on Literacy. You can also access the LRC at breaktimes and lunchtimes to get books, do homework and pick up other items such as revision guides.

Will I do Drama?


Yes, Drama is part of the English Department and there are Drama lessons within the English curriculum for Years 7 and 8. At the end of Year 8 you can take Drama as a separate subject, if you wish.

I've been identified as GDS at Primary school. How will I be supported?

We use Accelerated Reader as it supports all levels of readers and works on the skills they need to improve, as it is tailored to the individual. Your ZPD score range will give you the correct level of challenge. The ZPD range goes up to 13.5, which is usually the more complicated and lengthy classics, so there is plenty of room for stretch and progression. There will be writing competitions within English and an opportunity to join a Reading Group, students will hopefully be able to take part in the Kernow Youth Book Awards.



EPR



What does EPR stand for?

EPR stands for Ethics, Philosophy and Religion. We aim to give students the opportunity to explore different people's belief systems and reflect on how these affect their moral choices.

Why is EPR compulsory?

It is a Legal requirement to provide Religious Education for students throughout their time at school. As a Department, we feel for young people to be able to understand our constantly changing world, they need to be able to interpret religious issues and evaluate their significance. We offer students insights into the diverse beliefs and opinions held around the world and this can help with their own personal development and promote respect for themselves and others.

What will I study in EPR at Wadebridge School?

Across Key Stage 3 (Years 7 and 8) you will study a variety of religious and non-religious belief systems including Sikhism, Christianity, Buddhism, Islam and Humanism. This then leads into Key Stage 4, in which students focus on the beliefs and practices of Christianity and Buddhism and religious and non-religious attitudes to ethical issues such as the environment, discrimination, abortion, marriage and war. Further information is available [here](#).

How many EPR lessons will I have each week?


You will have a total of 2 lessons every 2 weeks in Year 7 and in Year 8. In Key Stage 4, you will have 4 lessons every 2 weeks. Each lesson at Wadebridge School is 1 hour long.

How is the EPR GCSE assessed?

At Wadebridge School in Key Stage 4 we follow AQA Religious Studies Specification A. In Year 11, students will sit 2 separate exams (each lasting 1 hour 45 minutes). The first paper will assess the understanding of Christian beliefs and practices and Buddhist beliefs and practices. This includes key concepts and practices such as atonement, resurrection, the sacraments, puja, festivals and rebirth. The second paper will assess the understanding of similar and contrasting opinions on 4 ethical themes - Relationships and Families, Religion and Life, Peace and Conflict and Human Rights and Social Justice. Exam questions will test knowledge and evaluation. To help prepare students for these assessment objectives, we build these skills into our Key Stage 3 programme as well.



EPR continued



How does EPR encourage a love of reading?

Students can explore the variety of ethical issues and cultures that we study in the classroom through reading in their own time. There are lots of books that discuss relevant issues for teenagers and young people. A list of these can be found [here](#).

How will EPR benefit me in the future?


EPR is an important qualification for many reasons. Not only does it show transferrable skills such as critical thinking, reasoning, teamwork, communication and formulating an argument but can be an important 'key' to your future career. EPR is so beneficial if you are planning on working with the public, working in the Armed Forces or Police, charity work, law, journalism the list goes on.

Are there any specific resources my child needs for EPR?

No. Your child does not need anything specific for EPR apart from the usual expectations of a pen, pencil, ruler, rubber and maybe some colouring pens or pencils.



Geography



What is Geography all about?

Geography is the study of places and the relationships between people and their environments.

Why is Geography important?

Geography is a relevant, hands on subject that helps you to make sense of the world around you.

What will I study in Geography at Wadebridge School?

You will study a range of topics in Years 7 and 8 and even more if you continue with Geography at GCSE level. You can find out much more about what you will study by looking at our 'Geography Learning Journey' and other information on the Geography section of the School website [here](#).

How many Geography lessons will I have each week?

You will have a total of 4 lessons every 2 weeks in Year 7 and 3 lessons every 2 weeks in Year 8. If you continue to study Geography for GCSE you will have 2 lessons each week. Each lesson at Wadebridge School is 1 hour long.

Do I get to go on any trips in Geography?

Yes in Year 7 you will get to visit the Eden Project to study rainforests as well as another trip to Bodmin Moor to study rivers. In Year 10 we go on trips to Newquay to study an urban area and another trip to Westward Ho! to study coasts.

Will I get homework in Geography?


Yes, you will get homework about once every 2 weeks. This will help you to become more independent in studying on your own, further your understanding of the work you have studied in lessons and also prepare you for tests and assessments.

What do I need to bring to Geography lessons?

You will of course need the basic equipment that you would need for all lessons such as a pen, pencil, ruler and rubber. It is also really useful to have some coloured pencil crayons!



History



Why is History Important?

The reason we believe History is important can be summed by this quote...

'People without the knowledge of their past history, origin and culture is like a tree without roots'

Marcus Garvey

What will I study in History in Year 7 and beyond?

In Year 7 Term 1, we start in 1066 and study the Battle of Hastings. We follow this with lessons on how The Normans changed life in Medieval England after 1066.

In Year 7 Term 2, we study the Tudors from Henry VIII to Elizabeth I and finish Term 2 finding out about James I, Guy Fawkes and the Gunpowder Plot 1605.

In Year 7 Term 3, we study the Transatlantic Slave Trade, the impact of slavery in the USA and West Indies, finishing Term 3 by examining the Civil Rights movement in the USA in 1950s and 1960s including Rosa Parks, Martin Luther King and Malcom X.

Click on the link for the History Learning Journey for more details and to find out what you study after Year 7: -

https://wadebridgeschool.sharepoint.com/:p:/r/CurriculumResources/_layouts/15/Doc.aspx?sourcedoc=%7B115AD610-BDC4-45BA-8BB4-C10E721E407C%7D&file=History%20Learning%20Journey.pptx&action=edit&mobileredirect=true

What kind of homework will I get and how often?

In Year 7 you will get History once every 2 weeks. The length of the homework will be approximately 30mins. Most homework after half term in Term 1 will be based on Home Learning Booklets you will be given to complete over a series of weeks. We will tell you what part of the Home Learning Booklets to complete and the date for completions using ClassCharts.

There are two Home Learning Booklets in year 7: -

Castles


History of Cornwall

Are there any visits in Year 7 History?

In Term 3, the students in Year 7 will be taken to Restormel and Launceston Castles to follow up what they have studied in their Home Learning Booklet. In Term 2 we will be visited by 'Swords and Spindles' who will help us run a 'Civil War' Day in school. This will include practical demonstrations and re-enactments.



History continued



How will my work be marked?

You will be given 4 Assessments during the course of the year on different topics we study. We will give you plenty of help preparing for these and they will be marked using levels and fine grades. When returned, you will be given the chance to improve them if needed.

What equipment do I need for History lessons?


No special equipment is needed. Just bring the equipment recommended by the school, but please bring lots of enthusiasm with you!

Will I have the same Teacher all the time?

In most cases you will have the same Teacher for the year. In some cases, classes will have to be split between 2 Teachers but these will stay the same for the year. Your Teacher may change when you start a new year at school e.g. Year 8.



ICT



Do you follow the National Curriculum of Computing in Year 7 & 8?

Over the 2 year programme pupils will have multiple opportunities to engage with all topics outlined in the National Curriculum for Computing (available [HERE](#)).

What will pupils be learning in ICT Lessons?

Across the Key Stage 3 programme pupils will complete a number of units which typically fall into 1 of 2 categories: -

Digital Literacy: These units focus on a student's ability to use specialist software to create effective products. This includes ensuring pupils can use the core software packages used across the School (e.g. Office suite) and also packages which involve media and interactive elements (such as websites and mobile applications).

Computer Science: These units provide an opportunity for pupils to develop their understanding of how computers work. This includes looking at the components/parts of a computer and how they function, along with exploring how programming/coding is used to control computer systems.

Will students do programming?


Pupils will be introduced to the concepts that underpin programming systems (known as "Computational Thinking") before applying them to a number of different small situations/challenges, using different software packages. This provides them with the ability to gradually build their understanding in these concepts and programming skills even with little prior knowledge.

Do we need a computer/specialist software at home to support learning?


There is no additional specialist software needed in order to complete any home learning (homework) tasks that are set. In most cases, home learning (homework) is set using an online tool/website, so as long as you have access to the Internet, the work can be completed.

How will pupils be assessed in ICT?

For theory-based topics (such as those looking at how computers work), students will complete short on-screen Assessments in order to monitor their understanding and progress. For topics where pupils are using software to create products, their final products are assessed in order to mark their understanding of the topic.



ICT continued




What options do you offer at GCSE for ICT Students?


Currently we offer GCSE Computer Science which focusses on how computer systems work and how they are controlled using programming techniques. Additionally, we offer an IT Related Interactive Media course which focusses on developing skills/understanding in the use of specialist software in the media industry.

What other options are on offer after Key Stage 3 in the Department?

Within the Department we also offer a choice of Business-related courses. The GCSE Business Course considers how organisations are run and the Enterprise and Marketing Course focusses on developing a business idea.



Maths



Who will be my child's Maths Teacher?

In the Department we have a team of experienced and specialist Maths Teachers and Higher-Level Teaching Assistants to deliver the curriculum. They will be taught by any number of these during their time at Wadebridge School.

What equipment will my child need?

In addition to the stationery required for all subjects, a scientific calculator and homework book is required. These can be purchased through the School.

What if my child needs extra help in Maths?

Additional support for those who need it is available from the classroom Teacher and Support staff.

How much homework will my child be required to do?

A short piece of homework is usually set once a week. This may be a written piece or an online task.

My child has special needs - will he/she get support with their learning?

The Maths and SEND Departments work together to ensure students with additional needs have the support they need.

My child is an Able student - will he/she be stretched in their learning?

The teaching of Maths is planned to challenge all students with additional activities for those who excel in the subject.

How can I help my child with their Maths?

Take an interest in what your child is doing and do not be worried if you do not know all the answers. Work with them using resources such as online tutorials and Maths websites like 'MathsWatch' to discover how to do things.

Will my child need a computer at home to do homework?

It is preferable to do online homework on a computer but it can also be done on most mobile phones or tablets.

Will my child be using a computer in Maths?

Some Maths lessons will take place in an IT room and the Maths computer suite is available for use by students outside of lesson time.



MFL (Modern Foreign Languages)



What languages will my child study?

Your child will study 1 language at Wadebridge in Years 7 and 8. This will be **either** French **or** Spanish and will depend on which Tutor Group your child is in: -

- 7PWD, 7TGN AND 7WES study French
- 7LSM, 7TML, 7GBU and 7JMC study Spanish

This enables students to properly master 1 language and avoids confusion between 2 different languages. They become more confident language learners and potentially have a full 5-year learning journey to GCSE.

Can my child study a second language?


If your child is a keen and able linguist and wishes to take up a second language, this can happen when they make their GCSE choices at the end of Year 8. They should opt to continue with the language they have been studying in Years 7 & 8 and can choose to do the second language as well as, but not instead of, their first.

What if my child did a different language at Primary School to the one they will study at Wadebridge?


Most children will have had the opportunity to study a language at a very basic level at their Primary School and this has given them language learning skills that they can transfer to a new language. In addition, French and Spanish have many similarities which enables students to understand how languages are interconnected. For those who may not have had previous language learning experience, all key concepts and vocabulary are covered and consolidated in Year 7.

How can I help my child with their language learning if I do not know the language?

You can follow what your child is learning on Curriculum Resources, accessed via the School's website. Students will be shown how to use this once they start at Wadebridge. There will be information about a variety of learning platforms and websites you can look at or work through with your son or daughter. They all have listening/pronunciation facilities to support speaking. The best thing you can do is get your child to teach you the language they are learning and practise at home! Test them regularly on vocabulary too - little and often is key.



MFL (Modern Foreign Languages) continued




What additional support is there to help my child learn a language?


We are fortunate to have both a French and Spanish Language Assistant, who work with students in small groups to develop their confidence in speaking. They also give the students fun and valuable insights into their culture, people and traditions, which promotes students' intercultural understanding. Along with lessons planned to both support and challenge all abilities, the Assistants can help with all levels, including those with particular linguistic aptitude or a background in the language.

What cultural activities and opportunities are there for my child?

The Language Department normally run a 4-day trip to Seville, Spain and Paris, France for Year 7 students in July. We are planning to run these trips in 2022, assuming normal travel conditions resume. There is also an exchange visit with a School in Cluses in the French Alps in Year 8, which we hope to re-start by 2023. Apart from foreign trips, there are school based opportunities for students to experience cultural events such *El Día de los Muertos* (Day of the Dead) and *Le Carnaval de Nice* (Nice Carnival). Our Language Assistants also run lunchtime Language Clubs with fun language and culture-based activities.



Music



How is music taught?

Music is taught to all students in Key Stage 3 and is an option subject at Key Stage 4. Key Stage 3 classes have 2 hours of music per fortnight and Key Stage 4 have 4 hours. We explore music through the 3 main areas of listening & appraising, performance and composition. Find out more about the topics we study in class by looking at the [Music Learning Journey](#)

How do I start instrumental/singing lessons?

Instrumental lessons are taught at school by the Cornwall Music Service Trust (CMST). Lessons do cost and are to be paid for through the CMST, but if you are Free School Meals then lessons are free. You can find out more information and sign up online using this link <https://www.cornwallmusicservicetrust.org/signup>

Singing lessons are provided by a private Teacher at school and are run in the same way as CMST lessons. More information and details on how to sign up can be found [here](#)

What happens if I've had instrumental/singing lessons at Primary school?

If you've had lessons through the CMST then these usually get stopped at the end of Year 6. If you would like to keep them going, please let the CMST know that you would like to continue them in Year 7. Many of our Instrumental Teachers work in our partner Primary School so it may be that your Teacher in Year 7 will be the same as in Year 6.

When do instrumental lessons take place?


Lessons take place during the school day and work on a rota. Students need to leave normal timetabled lessons and come to the Music Department for their lesson. Lesson times are posted on the notice board in the Music Department.

How long are instrumental/singing lessons?


This depends on the length of the lesson signed up for, it can range from 7 minutes to 30 minutes.

Where do instrumental lessons take place?

In the Practice Rooms in the Music Department.



Music continued



Do I need an instrument to have lessons?

Owning your own instrument for Key Stage 3 curriculum lessons is **NOT** required. However, if you have signed up for instrumental lessons, it is normally advised that you have access to your own instrument to take lessons in order to be able to practice. If you do not have your own instrument, you can normally hire through the [Cornwall Music Education Hub](#), this is normally an inexpensive way to get hold of an instrument.

At Key Stage 4 we do expect students to have access to their own instruments in order to complete the required coursework.

Are there any extra-curricular activities?

We offer a wide range of extra-curricular activities and these are open to all students. Take a look at our extra-curricular clubs [here](#)





PE



PE LESSONS

What sports will I do in PE lessons?

In Year 7 and 8 activities are compulsory. Activities may include: -

Healthy Lifestyles OAA		Rugby	Gymnastics	Hockey
Swimming	Football	Badminton	Cricket	Athletics
Volleyball	Dodgeball	Benchball	Dance	Netball
Rounders	Trampolining			

What is the PE KIT?

All pupils are required to wear the 'HUMMEL' Wadebridge School PE Kit for EVERY lesson. The PE kit is ALL supplied through the School supplier 'Proserve' and is purchased at the beginning of Year 7 or at any time after, if kit needs replacing.

Up-to-date ordering information is available on the School website

COMPULSORY PE KIT

Yellow HUMMEL t-shirt, black HUMMEL shorts/leggings/tracksuit trousers and long black HUMMEL socks. Footwear will depend on the activity and studded footwear is essential for Football and Rugby mainly taught in Autumn and Spring Term. For all indoor activities suitable trainers are needed. Shin pads are compulsory for Football and Hockey, gum shields are highly recommended for both. We do have a large amount of shin pads that can be borrowed for these lessons.

As part of the Wadebridge PE kit there is a wind/showerproof jacket suitable for all outdoor activities along with a sports hoodie. These are optional pieces of kit that are recommended for Autumn and Spring activities. For the Gym it is expected that all pupils will take part in bare feet.

Can I buy any additional items as part of the Wadebridge PE Kit?

Yes. There are numerous additional items that are available to purchase through our supplier. These include: -

HUMMEL wind/showerproof jacket

HUMMEL tracksuit bottoms or Wadebridge School logo leggings

Skorts for girls Netball

Team hoodie (optional initials on chest)



PE continued



What if I really enjoy the activities in my lessons and want to learn some more?

Throughout the year the PE Department hold regular practices and play matches against other Schools. There are also inter-form activities to get involved in. A practice list is circulated to every Form Tutor at the start of every Half Term and students can come along to get involved. Pupils could also ask the PE staff when the activity they are interested in is practicing.

What if I FORGET my PE kit?

It is expected that pupils get themselves organised and that forgetting kit is disappointing. However, we run a non-punitive kit policy and have a significant amount of PE kit pupils can borrow. This is not optional and if pupils do not bring their own they will wear kit provided by School. If borrowing kit becomes a regular occurrence, then additional support will be offered to the pupils and parents.

It is expected the all pupils get changed for PE lessons whether they are taking an active part in the lesson or not.

If they are injured and have a note then changing is still expected, this will help keep uniform dry if the lesson is outdoors etc. It is advisable if it is wet or cold that along with their PE kit, they have a coat and tracksuit bottoms.

What if I LOSE my PE kit?

Firstly, if kit has a *NAME INSIDE* we can collect it and get it back to the pupil. If everyone named their kit it would be easier to reacquaint pupils with lost kit. However, if pupils do lose kit it is important that as soon as they realise they have lost it pupils go to find it. There are 3 places to look; in the changing room where they had their PE lesson; in the LRC where lost property is kept; in the PE office where all kit is taken if it has a name inside. If students have a PE lesson and have not found their kit then it is expected that pupils will bring an alternative to allow them to take an active part in the lesson. If kit is lost and cannot be found then pupils will be expected to replace their kit and any individual part of the kit can be purchased from Proserve the supplier.

What do I do if I have an ILLNESS or INJURY?

If students have an injury or illness which stops them taking an active part in the lesson they must bring a 'parental note' explaining their situation or contact School via email at parents@wadebridge.cornwall.sch.uk Pupils **MUST** also bring in their kit, get changed and take part as a Coach or Umpire. If the lesson is outdoors students are to bring their tracksuit trousers and a coat as they **MUST** be outside with their class.



PE continued



In the unlikely event that they are unable to get changed i.e. broken leg/arm etc, then they will still be expected to Coach and Umpire where appropriate but not be expected to change.

If it is really COLD can I wear something under my PE kit?

Yes and this is encouraged. In cold weather the PE shirt with the optional wind/showerproof jacket is ideal for any sporting activity. If students do not have a PE jacket it is permissible to wear an extra t-shirt/thermal shirt under the PE shirt or even a jumper. If clothing is being worn under the PE shirt it is asked that it is a dark colour. For Football, pupils can wear gloves and a beanie hat if the weather is especially cold.

Can I SHOWER after outdoor lessons?

Yes. If we are taking part in Rugby/Football or any activity where pupils may get sweaty/muddy/dirty etc, then there are individual cubicles for pupils to use. This is NOT compulsory. However, pupils are given additional changing time to allow showers to be taken when it is very wet and/or muddy.

What do I wear for SWIMMING?

BOYS: - We prefer pupils to wear swimming trunks or shorts. NOT long colourful beach shorts if possible. However, we would rather pupils took part in swimming and did not miss out on the learning opportunity due to incorrect kit.

GIRLS: - We prefer pupils to wear swimming costumes, NOT BIKINI'S if possible, colour is not an issue but again we do not want to put up barriers to participation so whatever the pupils feel comfortable wearing, within reason, is fine.

SPORTS TEAMS & PRACTICES -Where can I find out when PRACTICES are on?

Each new Term there is a new Practice List, these lists are given to every Form Tutor for them to display in their Form Room. There is also a notice board outside the PE Office with a Practice List attached. The extra-curricular programme has a 2-fold approach to getting pupils active. On 1 side we run competitive fixtures and enter Tournaments including all of the Cornwall School Games events. The other side of our provision is a 'Sport for All' approach to activities after school, where pupils attend and choose from different activities on offer.



PE continued



What activities are offered?

We offer a whole range of traditional and alternative sporting activities which may include: -

Football	Cricket	Mountain Biking	Rounders	Girls Active
Rugby	Athletics	Sailing	Tennis	Volleyball
Fitness Training	Rowing	Golf	Swimming	Futsal
Hockey	Basketball	Surfing	Dance	Netball
Badminton	Cross-Country			

In many of these activities we enter local Leagues and Cup competitions where pupils will get the opportunity to represent Wadebridge School. We also offer the opportunity to take part in other sporting intra-school events such as: -

Cornwall Youth Games	Born to Win
Water Sports and Beach Festival	Mini Games Festivals
Junior Football Organisers	County Tournaments and Cups

How do I know if extra-curricular clubs are CANCELLED?

Firstly, practices are not cancelled unless there is a good reason i.e., staff absence, very poor weather etc. If the decision has been made to cancel a practice then a notice will be posted on the PE Department notice board or PE Office window. Form Tutors are also contacted via email and with notices to ensure pupils get the information. Ultimately it is the responsibility of the pupil to check if practices are on the day before there practice is due to take place. We are trialling the use of a Twitter page for PE and hopefully if interest and followings grow, this will be used to inform parents.

Will practices/matches be cancelled on the day?

This will ONLY happen in extreme circumstances which include; staff absence, poor weather conditions or late cancellation by the opposition. If this is the case we always ensure pupils know at lunch time and pupils are given the opportunity to phone parent/carer at the Main Office or PE Office.

THE PE OFFICE IS SITUATED IN THE JUNIOR PLAYGROUD AND PE STAFF ARE ALWAYS WILLING TO DISCUSS ANY SPORTING OR SCHOOL PE ISSUES.



PE continued



What happens if I get into the TEAM?

There is a huge opportunity for all pupils to represent Wadebridge School in intra-school competition and all teams are managed by a Teacher or qualified Teaching Assistant. These Managers will select players from practices and team sheets will be posted on the notice board or PE Office window. Team Captains are given the role of checking players availability.

What if I CANNOT attend a PRACTICE or a match?

It is the responsibility of the pupil to see the Team Manager or Teacher leading the practice. If they do miss a practice but have told the Teacher the reason this will not prevent them being selected for the team. If they cannot play in a match which they have been selected for it is very important that they tell the Team Manager and Captain so another pupil can be given the opportunity to take their place.

How will I know when MATCHES will take place?

As a department we are trying to publish a fortnightly Sports Star of the Week email to parents. This will include successes and upcoming events. Fixture lists are not always easy to produce due to changes to fixtures for various reasons including, transport, teacher availability, meetings, parents' evenings, poor weather.

As a parent how do I know my child is in a school Team?


All team sheets are published for pupils to see at the PE Office, it is the responsibility of the pupil to tell their parents what they are doing. Dates, times and transport arrangements are always on the team sheets. We also have a live PE Calendar on the website for parents to use for this information and to maximise the use of new technologies we are starting to use twitter.

Can I come and WATCH my child take part in sport?

It is encouraged that parents attend and watch school matches. We are at present developing a player and spectator charter to enhance our extra-curricular sport and the enjoyment of pupils and parents alike.

How will I know if my child is doing extra well in PE lessons and/or extra-curricular activities?

We enjoy celebrating success within PE and at the end of each week the department meets to do this. We discuss teams and pupils who have done well and nominate them for Sports Personality of the Week Award. This information is posted on the School plasma screen in the main entrance, sent to Form Tutors, emailed to parents/carers and posted on the School website. Winners also receive a letter home to celebrate their achievement.



RSHE



What do we learn in RSHE at Wadebridge School?

RSHE Aims to produce “confident young people able to make informed choices”. The Key Stage 3 curriculum is designed to enable pupils to be inquisitive and receive the facts about topics central to their development and the world around them. Topics include; mental health, drugs and alcohol, relationships and puberty. To see all topics included within RSHE, check out our learning journey. You will find this on our website page.

How many lessons a fortnight do we have in RSHE?

Across a fortnight - week 1 and week 2, you will have 2 lessons of RSHE. These will be with one RSHE Teacher, mostly taught within our specialist RSHE rooms. This will be the case until Year 11, where lessons are reduced to once a fortnight.

Will I be taught in my Form Group?

In Year 7 and 8, RSHE is taught within Form Groups, so students are familiar and comfortable with the people in their class. We find this helps when discussing more sensitive topics.

What do I do if I am uncomfortable with a topic?

RSHE Teachers work hard to make lessons a safe space for dealing with a wide range of topics. If pupils do feel uncomfortable, then they can speak to their Teacher and they will provide support.

Is RSHE compulsory in school?

RSHE is a statutory subject, therefore all pupils must have access to its curriculum. The content is guided by the Government. Parents/carers can choose to remove their child from the sex education elements within RSHE, but must previously discuss this with the Headteacher. A pupil has a right to opt back into these sessions 3 Academic Terms before they turn 16 years old. You can access our Sex Education policy on the RSHE page within the School website.

Do we have any Assessments?


There are no formal Assessments within RSHE. We build self and peer Assessments into lessons, but there are no Exams.

What if I really enjoy the activities in my lessons and want to learn some more?

The LRC has a range of reading related to RSHE topics. You can also access a range of resources within our Curriculum Resources page.



RSHE




What other resources can help me learn if I am absent from lessons?

If you are missing lessons, everything you need is accessible on our Curriculum Resources page.

Can I be more involved in RSHE outside of lessons?

Yes! We have RSHE Ambassadors in School who provide a voice for students on important topics. We also run whole School events and competitions. 😊





Science



What Science subjects will be taught, Physics, Chemistry or Biology?

All pupils are taught Biology, Chemistry and Physics from Year 7 to Year 11, which allows them to access GCSE Combined Science, meaning they achieve 2 GCSE grades at the end of Year 11. However, pupils will have the option to choose Separate Science in the option choice process and then achieve a GCSE in Biology, Chemistry and Physics.

Do pupils have to choose Separate Science to be able to do A Levels?

No, all pupils will be able to access grades which will allow progression to A Levels/Level 3 Qualification. Pupils need to achieve a grade 6 in any Science GCSE to be successfully accepted onto an A Level/Level 3 Qualification Course.

Are pupils taught in ability grouped sets?

All pupils are taught in mixed ability classes from Year 7 to Year 11.

What if my child needs extra help in Science?

Additional support is available from the classroom Teacher and subject specific Higher-Level Teaching Assistants. Pupils progress is monitored and relevant interventions put in place.

Do you have different Teachers for different Science subjects?

No, there are usually 2 Teachers per class in Years 7-11 who are all qualified to teach the full Science curriculum.

Do you have to be good at Science to be able to choose Separate Science?

No, anyone who enjoys Science can choose to study the Separate Science programme of study.

How many Science lessons are there?


Year 7 have 5 lessons every 2 weeks and Year 8 have 6 lessons every 2 weeks.

What extra-curricular opportunities are there in Science?

In Year 7 there is Creative & Curious Club, which is supported by several different departments. In Year 8 pupils can attend Lego Robotics Club. Pupils in Year 8 are also able to attend a workshop run by the Young Engineers, in school. We regularly take groups of pupils to the Fleet Air Arm Museum and Year 8 pupils who enjoy Science are able to attend the Big Bang South West Science Fayre each year.



Science continued



Is there any specific equipment needed for Science?

Most equipment is the same as for all other lessons but pupils will also need; a scientific calculator and a hairband if they have long hair. A Science Revision Guide is available to purchase from School that is specific for their programme of study.

Do you get to use Bunsen Burners/blow stuff up?

Bunsen Burners, occasionally and blowing things up occasionally but not every lesson.

Do pupils have to do experiments/use Bunsen Burners?


Yes, we ask you to try but if you are worried you can work in a group and observe.

Are there tests in Science?


In Year 7 and 8, pupils sit 4 Assessments, which cover a range of topics, over the duration of the year. They also have low stake exit passes to complete in lessons, which allows their Teacher to see how they are progressing through a topic.

How often will Science homework be set?

Pupils are asked to produce a revision resource for each topic as homework and also set relevant Seneca Assignments (an online learning platform) for each topic in the lead up to an Assessment. Pupils are also asked to produce 1 creative task per Term, which could involve, making a model, baking a cake or a detailed drawing of a scientific concept relevant to their learning.



Transition Process from Primary to Secondary School



When is the deadline for applying for a Secondary School place?

31st October 2021.

When will we find out if my child has been offered a place?

1st March 2022.

You must accept the offer by the deadline given in the offer letter. Otherwise it may be withdrawn and the place given to someone else. The local Council must provide a place at another School, if your child is not offered a place at any of the Schools you have applied for. This is usually your nearest School with places still available.

When will the transition process begin?

The Key Stage 3 Team will make 1-2 visits to your Primary School between March and June 2022. This will be to talk to students and tell them about Wadebridge School. They will also bring Year 9 buddies with them, so make sure you think of lots of good questions to ask them! A Transition Booklet will be handed out for students to take home to look through in detail all about Wadebridge School.

How do you decide what Tutor my child will be in?

We consider a lot of information that we have gathered from your Primary School Teachers and your letter telling us all about you. More information on this will be provided nearer the time on what to include in your letter by your Primary School Teacher.

When will my child find out what Tutor Group they are in and who their new Form Tutor will be?

End of June or the beginning of July 2022.

Will there be an Induction Day?

Yes, there will be an Induction Day on either 4th or 5th July 2022 at Wadebridge School depending on which Tutor Group students are in. There will be 4 Tutor Groups on 1 day and 3 Tutor Groups on the other day.

Will there be a Transition week?

Yes, St Breock School organise activities for all Year 6 students coming to Wadebridge School on the week commencing 4th July to complete with your Tutor Group, so you can start to get to know them.



Transition Process from Primary to Secondary School continued



Is there an Enhanced Transition Process for those with SEN?

Yes, there is, students with SEN or additional needs will be invited into Wadebridge School for an Enhanced Transition Programme before or after the Induction Day and Transition Week.

Do I get the chance to meet my child's Form Tutor before they start at Wadebridge School?

Yes, you and your child will be invited into Wadebridge School to meet their new Form Tutor in July 2022, after their Induction Day and Transition Week.

Where do I find the information for uniform and PE kit?

There will be a Transition Booklet sent home to you with your child when the Key Stage 3 Team come and visit their Primary School.

How often do I see my Form Tutor in Year 7?

You will see them once every morning from 8:40am - 9:10am for Tutor time.

What do you do in Tutor time?

Our Tutor Programme includes a range of activities from assembly, inter-form sports, literacy time to digital citizenship.

Will there be a camp in September for Year 7?

Yes, there will be, it is usually the 3rd or 4th week back to school in September. Students will take part in a range of team building activities with their Tutor Group and new Form Tutor.

How many lessons are there in a day?

There are 5 1-hour lessons in a day, with Tutor time first thing in the morning at 8:40am. School finishes at 3:00pm.

How long are the break and lunch times and when are they?

Break time is 20 minutes from 11:10am-11:30am and lunch time is 30 minutes from 1:30pm-2:00pm. The Junior Canteen is open at both break and lunch time to buy food and drinks.

How many different subjects will I do?

13 different subjects with lots of Teachers. Students will be given a timetable so they know which lessons they have and with which Teacher. Pupils will have 'buddies' in the first 2 weeks in September to help them find their way around the school!