

WADEBRIDGE SCHOOL

Every day we aim to learn, improve and help others



Key Stage 4 Revision Guide

A guide for Parents & Pupils to support
preparation for Exams

Parent Guidance

Experience tells us that many students find it difficult to organise their revision and plan their preparation for exams and parents/carers can really help with this. We know there is a strong link between time management and success in exams so it is important for students to plan their revision carefully as well as develop effective strategies. The methods suggested here are based on research and we have developed supporting documentation for each exam so students can focus revision.

Also within this booklet you will find a summary sheet for all the exam in the June Exam Series. These provide key information which you along with son/daughter can use to help plan and complete revision. Additionally, check out the “Revision” section for parents on the school website for specific strategies and resources (Under “Parent’s on the main menu)

10 Step Guide to Supporting Students with Revision

1. *Get a copy of your child’s exam timetable – put this up at home and think about how family activities can be planned around this time*
2. *Help students to produce a realistic schedule including leisure time and details of revision tasks. We can’t expect pupils to organise themselves as well as adults – a failure to do so is not a matter of character – it is because of the way their brain develops.*
3. *Give them regular encouragement. Adolescents are easily diverted by irrelevant social information, more influenced by peer behaviour and worse at blocking out distractions than adults.*
4. *Help then find a quiet workspace for revision. If there is nowhere suitable at home encourage them to stay in school longer, use the library or subject support sessions. Try to keep work space separate from leisure and sleep areas. You might want to remove distractions such as phones, this might seem extreme but sometimes it is necessary.*
5. *Supply resources, many of these are available from school. Summary sheets, revision guides, cue cards, coloured pens etc. Sometimes a new set of pens can motivate them to get started!*
6. *Get involved with testing. It is vital to practice recalling information and identifying strengths and weaknesses. YOU DO NOT NEED TO KNOW ANYTHING ABOUT THE SUBJECT – just use the cue cards or revision guides.*
7. *Help to identify which material needs to be revisited. The best revision strategies involve ‘spaced learning’ – returning to topics and skills after a gap.*
8. *Encourage the use of the strategies they have been taught that work: Mind maps, cue cards, online tests, past papers, knowledge organisers and picture notes.*
9. *Use the school online curriculum resource page to look for tips on revision strategies, course content and exam structure.*
10. *On the day of the exam give them a good breakfast and help them to avoid getting too anxious. Encourage them to do their best and go over key topics briefly to give them confidence.*

Remember to....

Encourage

them to make best use of the support & resources.

Check

what they have been doing & if they are OK.

Reward

them for completing some revision.

Student Guidance



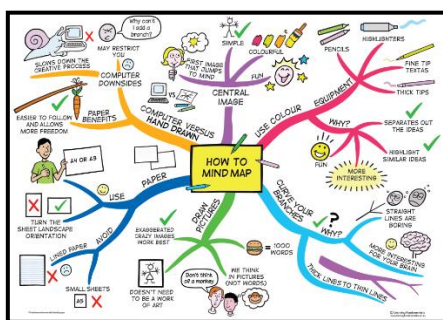
Remember to use the strategies that you have been shown both by your teacher and tutors.

Review: During this phase use revision material to review topics and select the right topics to revisit and plan when you will do it.

Very Insecure Topics	Insecure Topics	Secure Topics
Factorise/algebraic keywords	Estimating height	Rounding to nearest 1000
n th term (patterns)	Prime/square numbers	Collecting like terms
Conversion of units	Proportion	Factors
Density	Straight line graphs	Adding prices/time calculation
Ratio problem	Volume and time problem	Capacity
Reciprocal/error interval	Frequency polygon	Pictogram
Perimeter and area		Angle reasoning (isosceles)
Experimental probability		Fractions of amounts
		Value for money (% reduction)


Sunday	Monday	Tuesday	Wednesday	Thursday	Friday	Saturday
30	31	1	2	3	4	5
6	7	8	9	10	11	12
13	14	15	16	17	18	19
20	21	22	23	24	25	26
27	28	29	30	31	1	2

Summary: With your notes/revision material produce something that condenses the knowledge down. Use knowledge organisers, picture notes, cue cards and mind maps.




Test: Test yourself or get someone to test you on your cue cards or revision guides. Use online quizzes. Without your notes/summary, attempt exam questions.

Use a study set in variety ways...



Check: Use mark schemes, answers, model answers to check your work and see what you missed. If you find gaps go back to an earlier



Revision Resource Summary

Subjects will provide pupils with a list of topics in a format that will help prioritise the topics to focus revision on. Along with this, teachers will also provide information on the resources to use to support the revision and where to find them.

Below is information on the common forms of revision material and how they can be accessed.

Resource	How to Access	Information
Exam Booklet (This book)	Link on parent and student revision sections of school website.	Provides summary of revision and support strategies for parents and pupils. Also provides summary sheet for each exam outlining what the pupils will be expected to know and how to respond to the different exam question types.
Curriculum Resource Space	Accessed through the school website under "Students" then "Key Stage 4 Revision"	Provides a wide range of resources including guides, videos and external link broken down into subjects and topics.
Print Material	Given by class teacher/arranged loan from school Library.	Many subject will have provided pupils with printed material, for example, past exam papers, revision guides, topic-summaries. If a pupil is missing any of these they should ask their class teacher if they can arrange another copy for them.
ClassCharts	Accessed through the ClassCharts app or website.	Whole class specific information, resources and links may be provided as homework entries.
Mastery Apps (Quizlet, Quizizz, SmartRevise, Duolingo, PixlApp, memrise etc)	Link/Login details provided by class teacher.	Many subject's areas will have provided pupil with access to one of the many knowledge recall sites. These sites use calculations to select specific content for pupils to review and answer questions on. It repeats the process until a pupil has "mastered" a topic and then moves on.
School Website	Found under "Curriculum" and then "Subjects" on the school website.	Most subject pages on the school website provides summaries of the exam courses and what will be assessed which can be use as check lists for revision.

During tutor sessions leading up to the exam pupils will also have been provided with and supported in completing a revision exam timetable which they are able to bring home to use the help structure their revision.