

The terms ‘value-added’ (‘VA’) and ‘progress’ refer to the same thing: the amount of progress made by pupils between key stages compared to the average of similar pupils in their year group.

**CVA (contextual value-added)** uses pupil and school information to identify similar pupils. This information includes gender, month of birth, variation between their previous key stage’s results, SEN status, FSM status, EAL, ethnicity, time in their current school. The average teacher assessed level at key stage 2, spread of the test scores at the key stage 2 and the percentile rank of the cohorts FSM entitlement and the school’s geodemographic score are used for the school’s context.

The following graphics show the Attainment and CVA Progress for the key performance indicators in 2023.



KS4 Attainment 2023  
206 pupils

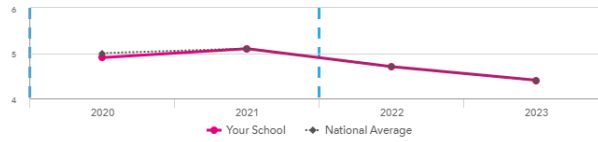
Attainment 8 (Ebacc) ✓

4.4

FFT Rank



In line with the national average (4.4)



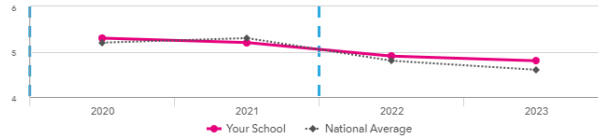
Attainment 8 (Open) ✓

4.8

FFT Rank



In line with the national average (4.6)



KS4 Progress 2023  
200 matched pupils

Progress 8 (Ebacc) ✓

+0.21 +

FFT Rank



Significantly above the national average (0)

Progress 8 (Open) ✓

+0.39 +

FFT Rank



Significantly above the national average (0)

KS4 Attainment 2023  
206 pupils

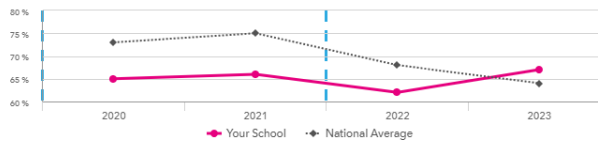
% English & Maths (Grade 4+) ✓

67%

FFT Rank



In line with the national average (64%)



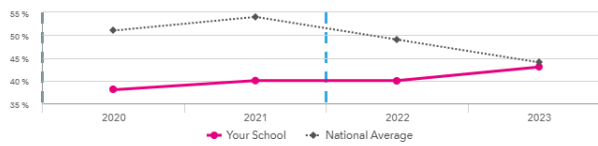
% English & Maths (Grade 5+) ✓

43%

FFT Rank



In line with the national average (44%)



KS4 Progress 2023  
200 matched pupils

% English & Maths (Grade 4+) ✓

+5%

FFT Rank



In line with the national average (0%)

% English & Maths (Grade 5+) ✓

+4%

FFT Rank



In line with the national average (0%)

The Attainment and CVA Progress of different pupil groups is shown in the table below:

KS4 Pupil groups performance 2023 [Change indicators](#) 

			Actual results	Pupil progress
Pupils			Attainment 8 (Overall)	Progress 8 (Overall)
Summary	<a href="#">All Pupils</a> ›	206	4.6	+0.23 
Gender	<a href="#">Male</a> ›	101	4.4	+0.25
	<a href="#">Female</a> ›	105	4.8	+0.21
DFE Prior Attainment	<a href="#">Higher attainers</a> ›	30	6.9	+0.46
	<a href="#">Middle attainers</a> ›	120	4.9 	+0.34 
	<a href="#">Lower attainers</a> ›	50	2.5	-0.17
Pupil Premium	<a href="#">FSM (in last 6 years)</a> ›	37	3.0	+0.01
	<a href="#">Not FSM (in last 6 years)</a> ›	169	5.0	+0.28 
FSM	<a href="#">FSM</a> ›	33	3.3	+0.25
	<a href="#">Not FSM</a> ›	173	4.9	+0.23 
FSM Ever	<a href="#">FSM (ever)</a> ›	50	3.4	+0.20
	<a href="#">Not FSM (ever)</a> ›	156	5.0	+0.24 