



## Getting started with Pupil accounts

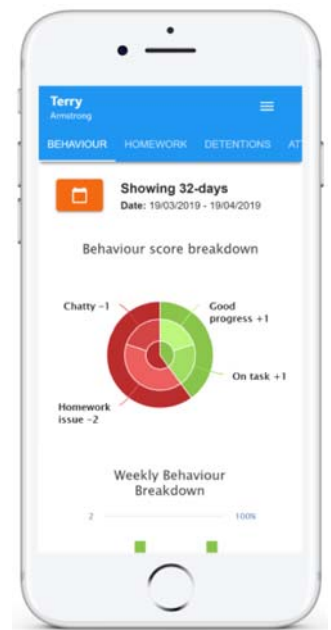
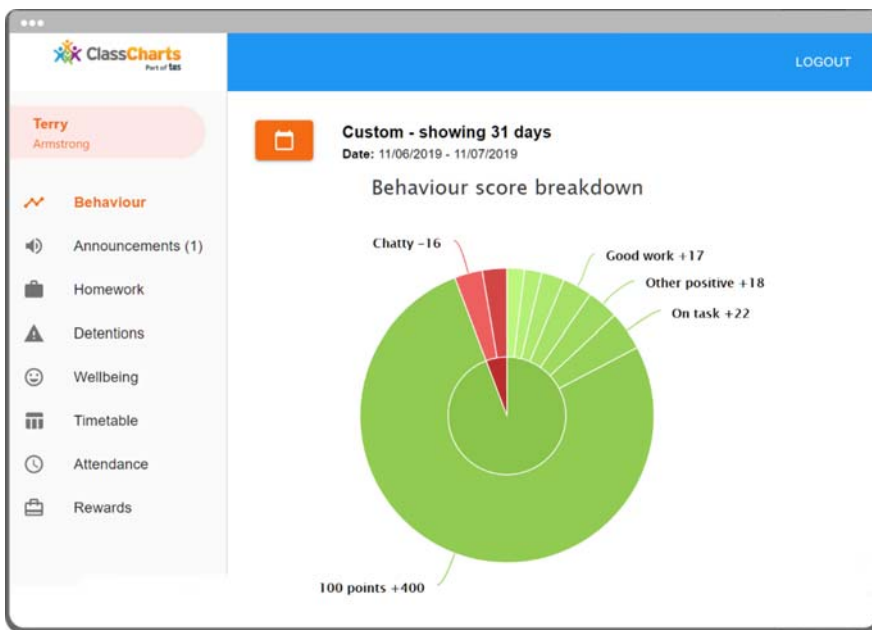
# What is Class Charts for pupils?

Class Charts allows you to keep track of your **achievements** and **behaviour**, buy **rewards** from the Reward store, stay on top of your **homework**, keep track of scheduled detentions, view your timetable, check your attendance, create wellbeing submissions and view announcements from your school.

Class Charts for students can be accessed via our **website**, or by our **iOS** and **Android** apps.

You can access the student website and links to the student apps at:

<https://www.classcharts.com/student/login>



You should have received a Student code from your school, which will look similar to the example code shown on the right.

This code is used to log into your **student account**, which is covered on the next page.

**ABC123**

# Logging in to Class Charts

Follow the steps below to access your student account.

1. Enter your [email address](#) and [password](#) into the fields provided.

Access code \*

Your access code

Please enter the access code supplied by your teacher.

Remember me

2. Click on the [Log in](#) button.



LOG IN

3. Enter your [date of birth](#) if prompted and click on the [OK](#) button.

Date of birth

Please enter your date of birth below.

Date of Birth

12/06/2009

OK

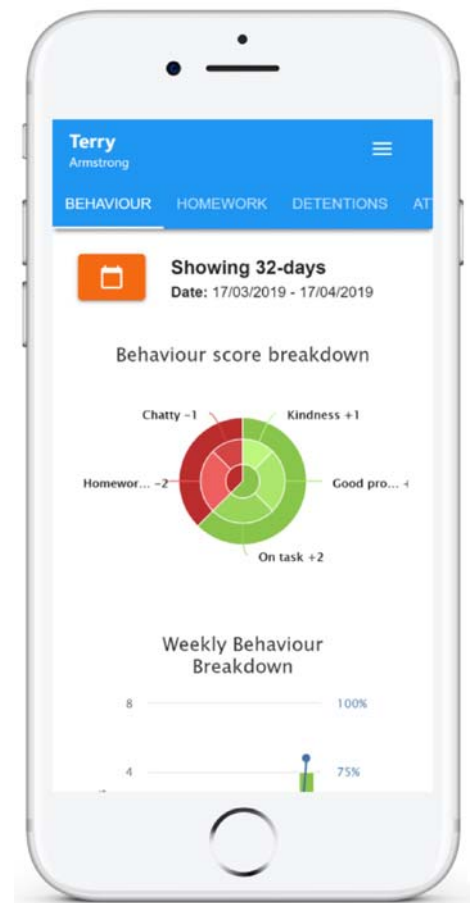
CANCEL

# Behaviour

If your school has decided to share behaviour information, you will see the [Behaviour](#) tab in your account.

Selecting this tab will display your overall behaviour in the form of a pie chart and a bar graph.

By default, the displayed date range is [31 days](#). To view a different range of behaviour data, click on the [Date](#) button.



Below these graphs you will find a list of behaviour activity. These display the [behaviour](#) that was awarded, [when](#) it was awarded, [who](#) awarded the behaviour, the [lesson](#) the behaviour was awarded in, and how many [points](#) the award is worth.

The level of detail within each behaviour award depends on the settings that your school has enabled.

## Activity

Tuesday 16 April

- +1 **Terry Armstrong** 13:04  
On task awarded by Mrs A Abell in 12A/Ft1.
- 1 **Terry Armstrong** 12:04  
Homework issue awarded by Mrs A Abell in 12A/Ft1.

# Homework

If your school has decided to share homework with pupils, you will see the [Homework](#) tab in your account.

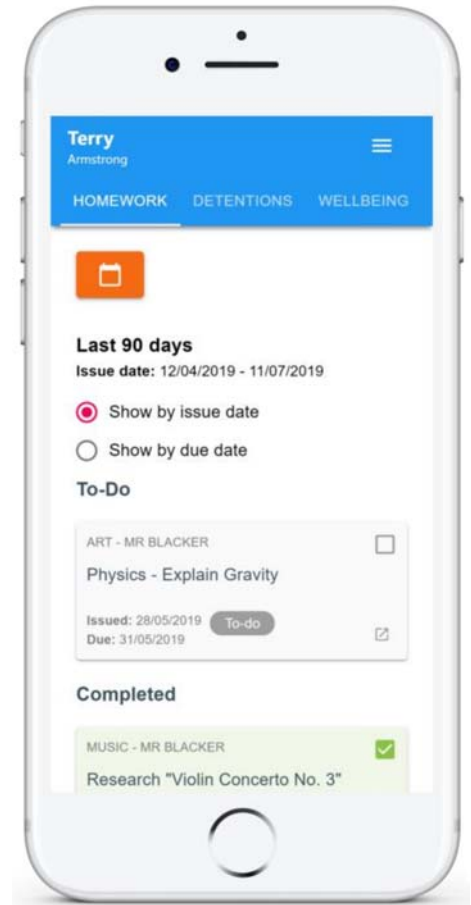
Selecting this tab will display a list of the [homework tasks](#) which you have been given.

To change the date range for displayed homework tasks, click on the orange [Date](#) button.

To display tasks in the order they were set, click on the [Issue Date](#) button

To display tasks in the order they are expected to be handed in, click on the [Due date](#) button.

To mark a homework task as completed, click on the [tick box](#) for the homework of your choice.



To view a homework task in more detail, click on the [expand](#) icon in the bottom right hand corner of the homework tile.

A popup will appear that contains the [description](#) of the homework task, the [estimated completion time](#) and any [links](#) or [attachments](#) that may have been included.



## Homework Details

PHYSICS - 13C/PH1 - MRS ABELL

**Issue date:** 17/04/2019

**Due date:** 24/04/2019

**Estimated completion time:** 3 hours

### P4 - End of module test

Please revise the following topics for the end of module test next **Wednesday**:

# Homework status categories

**To-Do:** These are homework tasks that you need to complete. Once you have completed them, tick the [checkbox](#).

PHYSICS - MRS ABELL  
P4 - End of module test  
Due: 24/04/2019 **To-do**

**Completed:** These are homework tasks that you have ticked as completed but have not been marked by your teacher.

PHYSICS - MRS ABELL  
P4 - End of module test  
Due: 24/04/2019 **Completed**

**Late:** These are homework tasks that have been handed in past the deadline.

PHYSICS - MRS ABELL  
P4 - End of module test  
Due: 24/04/2019 **Late**

**Not submitted:** These are homework tasks that were not handed in on time.

PHYSICS - MRS ABELL  
P4 - End of module test  
Due: 24/04/2019 **Not submitted**

**Submitted:** These are homework tasks that have been handed in on time.

PHYSICS - MRS ABELL  
P4 - End of module test  
Due: 24/04/2019 **Submitted**