



Wadebridge School
Year 7
Information Evening
Welcome

The Impact of Parental Involvement on Children's Education



Key findings

- Parental involvement in children's education from an early age has a significant effect on educational achievement, and continues to do so into adolescence and adulthood.¹

The year ahead

Sept	PLTS Workshops 29 th - 30 th
Oct	Residential Experience 3 rd - 7 th History Day 14 th
Nov	Parent Shadowing 7 th - 11 th EPR Tubestation Visit 14 th - 15 th Progress Report 1 14 th Tutor Reviews 21 st - 25 th
Jan	Geography/Art Eden Visit 11 th - 12 th
April	Rewards trip 20 th Junior Maths Challenge 27 th
May	Progress Report 2 15 th Parents Evening 25 th
June	History/Geography Visit 29 th - 30 th
July	European Visits 17 th - 21 st

NOTICES

HOME

OUR SCHOOL +

CURRICULUM +

OFSTED, DFE & RESULTS

NEWS & EVENTS -

NEWS

TERM DATES AND CALENDAR -

GALLERY

SCHOOL REPORT

SPORTS NEWS +

STAFF

STUDENTS +

SIXTH FORM +






PARENTS +

WIGGLES NURSERY

CONTACT US

Calendar

calendar@wadebridge.cornwall.sch.uk

Today   September 2015 ▾ Print  Week **Month**  Agenda ▾

Mon	Tue	Wed	Thu	Fri	Sat	Sun
31	1 Sep	2	3 Staff Training Day	4 First Day of Autumn	5	6
7	8 18:00 Year 11 Inform	9 18:00 Year 10 Inform	10 Year 11 Go for It Year 10 Business S 18:00 Year 9 Informa	11 Year 12 Induction D	12	13
14	15 School Photos Year 18:00 Year 8 Informa	16 18:00 Year 7 Informa	17 Year 11 Silver DoFE Assessed 19:00 Year 10 Work	18	19	20
21	22	23	24	25	26	27
European Languages Week						
		18:00 Year 12 Inform	Year 7 PLTS	Year 12 Geography		
28	29	30	1 Oct	2	3	4
		Year 10 Bronze DoFE Assessed 18:00 Year 7 Parents				

Events shown in time zone: London



GCSE grades and numbers

Old	New
A*	9
	8
	7
A	6
B	5
	4
C	3
D	2
	1
	0
E	
F	
G	
U	

DfE "Good Pass"

Progress Reports



Progress Report



NAME _____ Tutor Group _____

Tutor Comment: Attendance: **95%** (National average = 95%; below 90% = Persistent Absence)

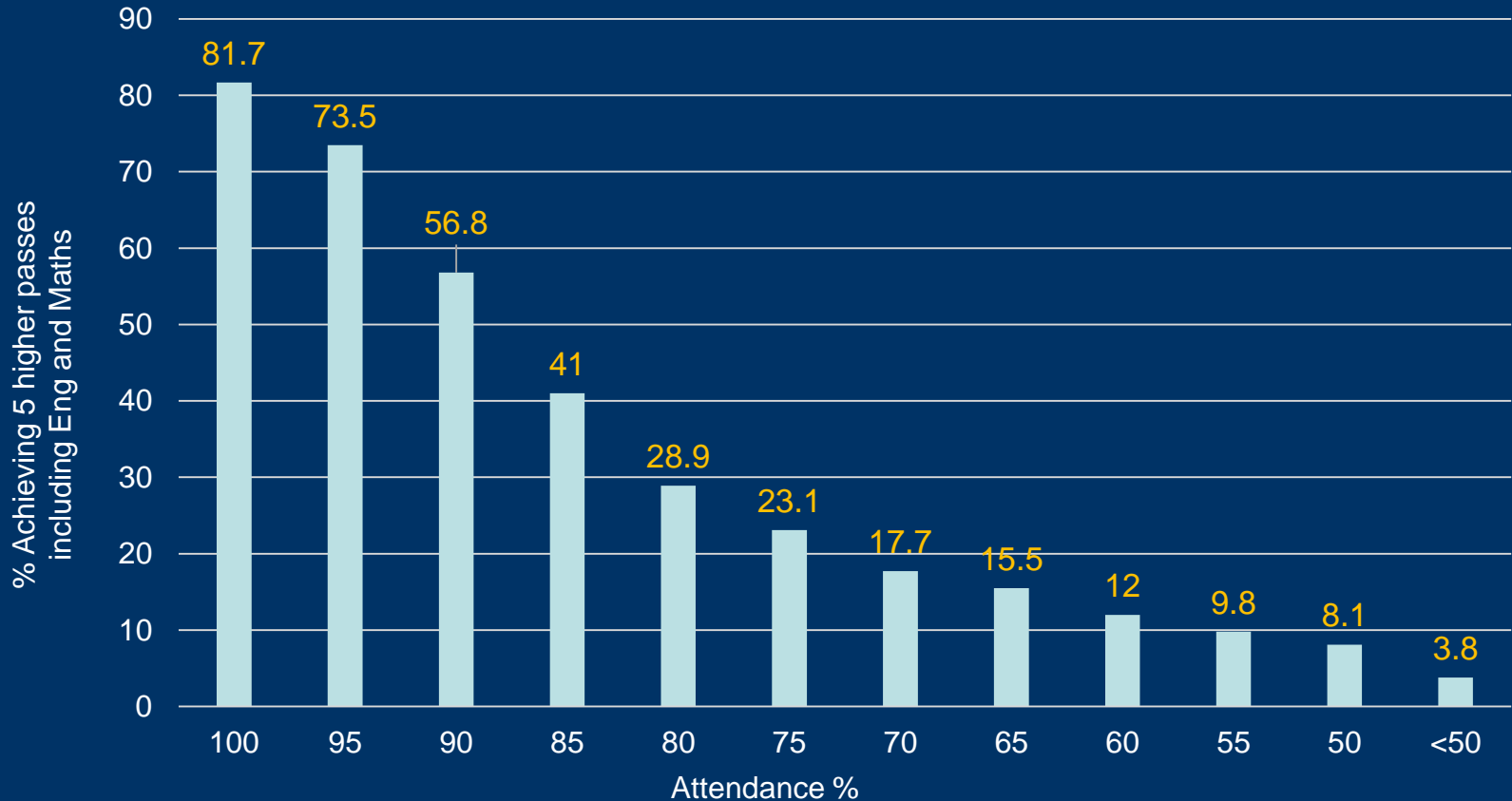
-
-

Key: A = Above expectations M = Meeting expectations B = Below expectations

Art				
Year 11 target	Current Performance	Progress	Attitude to Learning in the class	Attitude to Learning beyond the class
6	4-	M	E	SA
Next steps ...				
<ul style="list-style-type: none"> • • 				
Design & Technology				
Year 11 target	Current Performance	Progress	Attitude to Learning in the class	Attitude to Learning beyond the class
Next steps ...				
<ul style="list-style-type: none"> • • 				
English				
Year 11 target	Current Performance	Progress	Attitude to Learning in the class	Attitude to Learning beyond the class
Next steps ...				
<ul style="list-style-type: none"> • • 				

Attendance

Attendance against GCSE Results



Average = 95%

Expected attendance = 100%

Wadebridge School



