



Wadebridge School
Year 9
Information Evening
Welcome

Progress Reports



Wadebridge School Year 9 Progress Report 1



Attendance: 100.0 % (National Average = 95%; below 90% = Persistent Absence)

Tutor Comment: Miss K Sullivan

Excellent attendance so far.

Isaac is always polite and positive in tutor. Keep it up!

SLT Comment: Mrs D Talling

Maintain your positive start to the GCSE courses.

Asking questions and really extending your thinking will help move towards the high target grades.

Key: A = Above Expectations M = Meeting Expectations B = Below Expectations W = Working Towards

Current Performance: Plus = higher of grade Equals = middle of grade Minus = lower of grade

SUBJECT	Attitude to Learning in the class	Attitude to Learning beyond the class	Progress	Year 11 Target	Current Performance Year 8 Report 2	Current Performance Report 1
Computer Science <i>L Springett & J Stoddard</i>	M	M	M	Grade 7		Grade 3 =
Next steps... Keep up the positive attitude towards the subject. Always write in as much depth as you can to extend your work.						
English Literature <i>Miss Hendy</i>	M	M	M	Grade 8	Grade 4 -	Grade 5 =
Next steps... Continue to develop your analysis. Try to give more than one interpretation.						
EPR <i>Miss C. Bassett</i>	M	M	M	Grade 9	Grade 3 +	Grade 4 =
Next steps... Maintain positive and proactive attitude to learning witnessed so far. Learn the EPR exam technique, using the correct structure for your answers.						
Geography <i>Mrs A Cervi</i>	M	M	M	Grade 8		Grade 5 -
Next steps... Ensure you start writing exam answers straight away so you complete them. Push yourself to complete high quality independent work at home.						
History <i>Mrs L Hill</i>	A	M	M	Grade 9		Grade 5 -
Next steps... Continue to contribute to class discussions. Do independent research on the USA 1910-29 to complement lessons.						
I-Media (Technical Award) <i>L Springett</i>	M	M	M	L2 Distinction		L1D =
Next steps... Try using as many tools as you can when creating our practice project. Remember to consider your target audience in all your work.						
Mathematics <i>Ms Ladner</i>	M	M	M	Grade 8	Grade 3 =	Grade 3 =
Next steps... Continue listening attentively in lessons, asking for further support as required. Make good use of DIRT to ensure success in assessment tasks.						
Science (Trilogy) <i>Miss Brader & Mr Waddington</i>	A	A	M	8	Grade 4 +	4 4
Next steps... Continue to produce high quality work in class and at home. We recognise the effort you are putting in and are impressed by this.						

Parents' Evening (February) and Tutor Review (November)

Wadebridge School


Teacher Login

Username

Password

[Log In](#) [Forgot Your Details?](#)

[Parent Login](#) [Administrator Login](#)

 Parents Evening System

How to contact us...

parents@wadebridge.cornwall.sch.uk

General contacts

Have a question to ask, need some advice or help with something, big or small? Why not drop us an email...

parents@wadebridge.cornwall.sch.uk

Depending on your query, you'll receive an answer from either:

Mrs Davis - Admin/Parental support and First Aider
Mrs Talling - Assistant Head
Mr Williams - Deputy Head

Attendance contacts

To report your child absent, please contact the school on 01208 812881 or email:

Attendance Officer: Mrs Murphy
attendance@wadebridge.cornwall.sch.uk

Education Welfare Officer: Ms Harrison
lharrison@wadebridge.cornwall.sch.uk

School Website



Welcome to Wadebridge School

01208 812881

Notices

Open Evening - Year 5/6
- Wednesday 9th
October

New extra-curricular
programme - all
activities 3.00-4.00pm

Year 11 Trial Exam
Timetable

New Vacancy - Teacher
of English

Year 8 Information
Evening Presentation

We are please to
announce the launch of
Class Charts as a new
way of communicating
with pupils and parents

Uniform Letter

NOTICES

HOME

OUR SCHOOL



CURRICULUM



OFSTED, DFE & RESULTS



Welcome to Wadebridge School

Message from Miss Yardley, Headteacher



As Headteacher of Wadebridge School I welcome you to our website and hope that the information included here provides you with all you are looking for, but also conveys what is important to us, what we stand for and what we are striving to achieve for our students.

Wadebridge School aims to create a caring and stimulating environment in which high standards of teaching and learning are promoted and in which all students can achieve success.

During our last full Ofsted inspection in December 2014 the team said:

Social Media Facebook

facebook

Email or Phone

Password

[Log In](#)

[Forgotten account?](#)

 You were redirected here from the unofficial Page: [Wadebridge School](#) [?]



Wadebridge School
[@WadebridgeSchool](#)

Home

Reviews

Photos

Videos

Posts

Events

About

Community

[Create a Page](#)



[Like](#) [Share](#) [Contact Us](#) [Send Message](#)

Photos



Wadebridge School
High School in Wadebridge

Community [See all](#)

923 people like this

1,000 people follow this

276 check-ins

About [See all](#)

Results and Attendance

2019 cohort (last year's Year 11)

- 100% attendance +0.72
- Above 95% attendance +0.57
- Below 95% attendance -0.38

Attendance

- National Average = 95%
- Expected attendance = 100%

- Year 8 2018-19 = 95.5%
- 135 students achieved more than 95%
- 19 students had 100% attendance!

- School based Educational Welfare officer

Behaviours & Achievements

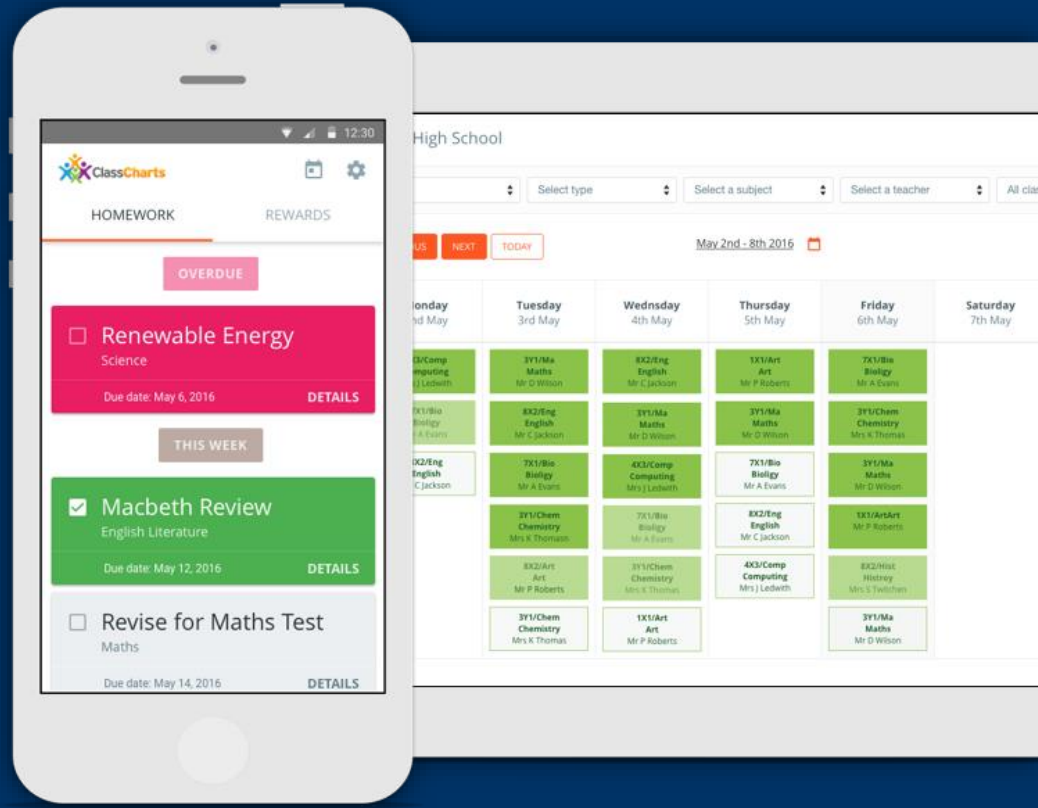
The app will also provide you with additional information.

- Information will include achievements (green) such as Star of the Week, Resilience, Teamwork, good work, etc.*
- Will also include negative choices (red) such as Homework Issues, Rudeness, Refusal to Follow instructions, etc.*
- It will tell you the class teacher and lesson it was given in.*
- In some instances teachers may attach an additional note to give you more information.*



Homework

- Homework will now be set within ClassCharts and not ShowMyHomework.
- You can view it on the ClassCharts Website or by Downloading the APP
- Parent accounts to view homework set for your child(ren).
- It's looks and acts very similar to ShowMyHomework.
- Pupil set-up in tutor time with access information given to keep at home.
- Letters to come out with set-up details and guidance also on school websites under “Our School”



Digital Citizenship Support

New technology and devices offer a huge range of opportunities for our students.

They can use them to learn, create and communicate in an ever growing number of ways.

Our natural desire is to keep children safe and this can only be done through the education and support we can all offer them.

To support our pupils, we....

Have dedicated tutor sessions
Student Website with latest guidance
Regular Assemblies
PSHE Day Focus

How We Support Parents/Guardians

Dedicated page with the latest information on the school website
(Found under PARENTS > DIGITAL SAFETY)

Online training course for parents
(available through school website)

Digital Parenting Guide sent out

Regular emails with latest information.

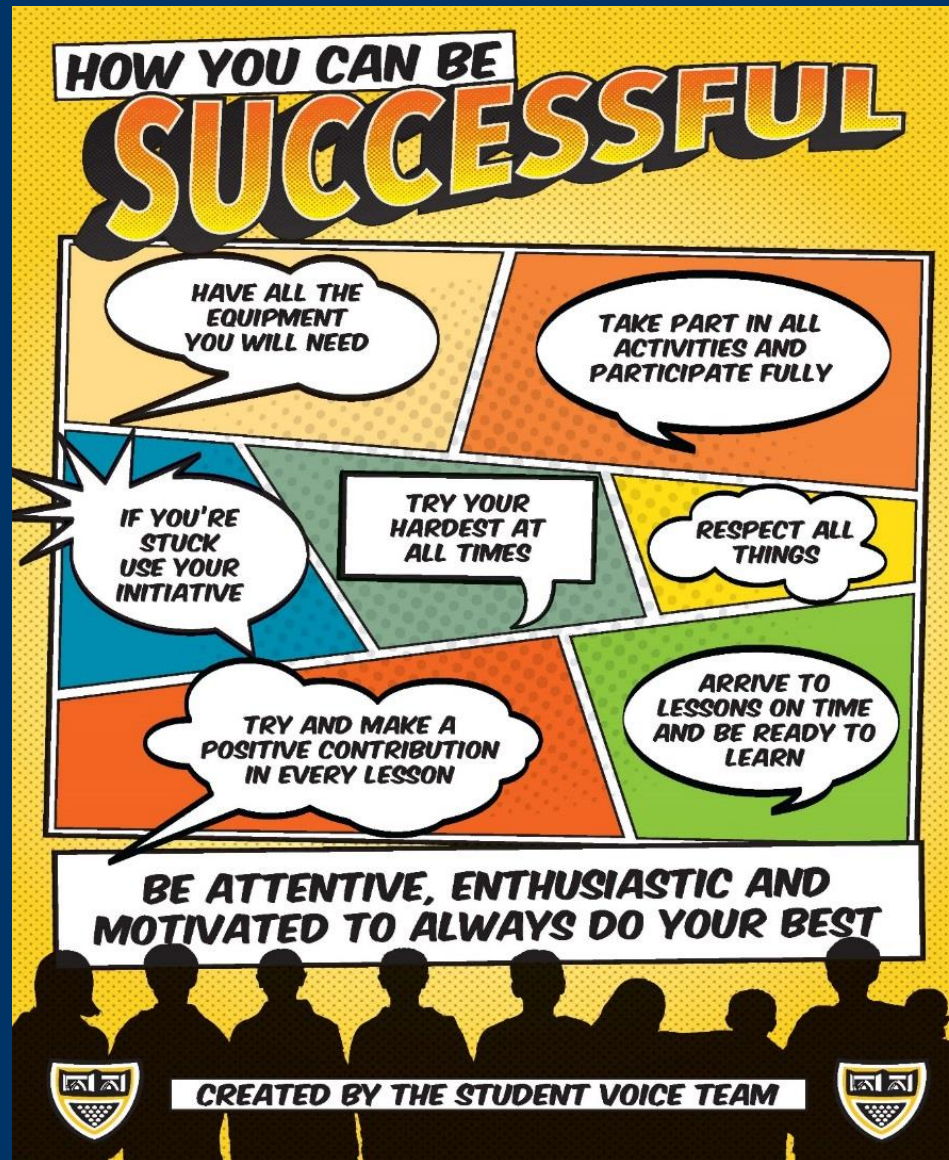
Stands and presentation at Parent Evenings

Dedicated email contact
digitalsafety@wadebridge.cornwall.sch.uk



**DIGITAL
CITIZENSHIP**

Rules and routines



Rules and routines



Wear completely black shoes

Wear full length black trousers, check you do not have patch pockets! no jean styles.

Wear a skirt of decent length

OR

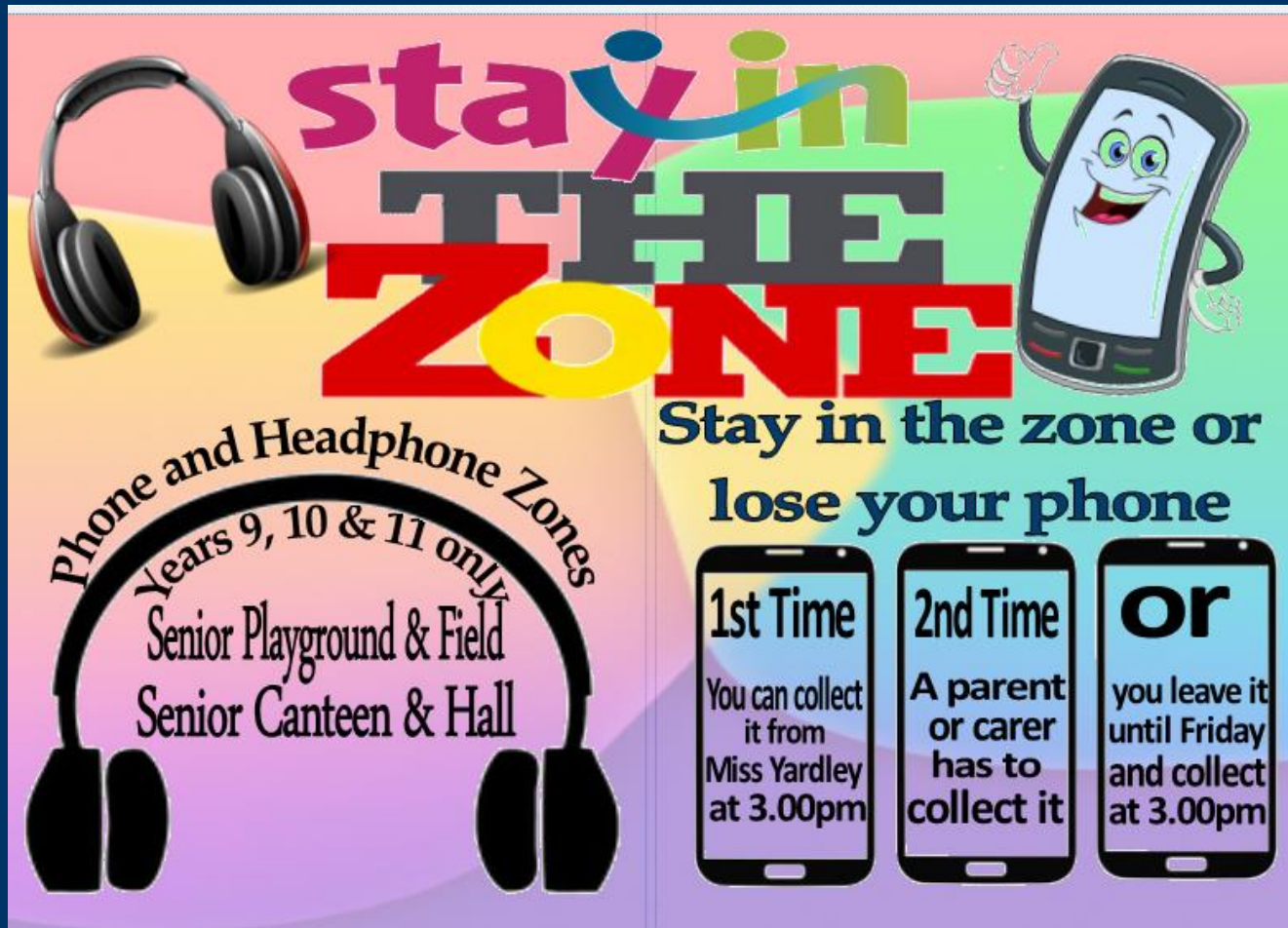
Visit Mr Bateman at registration to change for a suitable pair

Visit Ms Roft at registration to change your skirt/trousers for approved uniform

Wear ONE pair of studs only

Keep make-up to a minimum

Rules and routines



stay in THE ZONE

Stay in the zone or lose your phone

Phone and Headphone Zones
Years 9, 10 & 11 only
Senior Playground & Field
Senior Canteen & Hall

1st Time You can collect it from Miss Yardley at 3.00pm	2nd Time A parent or carer has to collect it	or you leave it until Friday and collect at 3.00pm
---	--	--

Good habits!



Welcome to Wadebridge School

01208 812881

NOTICES

HOME

OUR SCHOOL +

CURRICULUM +

OFSTED, DFE & RESULTS

NEWS & EVENTS +

STAFF +

STUDENTS +

SIXTH FORM +

PARENTS -

ONLINE PAYMENTS

MENTAL HEALTH AND WELLBEING

UNIFORM & PE KIT ORDER FORM

ATTENDANCE

FREE SCHOOL MEALS

WORK FOR EXCLUSION AND ILLNESS

GENERAL INFORMATION

WORK EXPERIENCE

DIGITAL SAFETY +

REVISION



Recent research shows that British parents spend an average 3.6 hours per week supporting their children with their school work. This is one of the lowest levels internationally. In India 62% spend 7 hours a week!

Revision really is the key to success in any assessment or exam. However, it does not need to be stressful. There are lots of methods and simple techniques that you can use to support your child through their revision - from helping them to create suitable revision resources to testing their knowledge. You do not need any prior knowledge of a subject to help!

Exam Booklet

The booklet (accessible using the link below) provides support guidance, revision tips and exam timetable. It also provides you with a summary of each of the exams, when they are, what pupils need to know and how they will need to structure/respond to the different question types.

What works well?

Home study support and revision

Strategy	Support
Environment	Create space, remove distractions, provide materials, move around
Testing	Quick quiz using revision guides/cue cards
Study plans	Produce planning sheets, discuss timing, create time, plan for sufficient sleep
Flash/cue cards	Provide cue cards, encourage, use for testing, help with time management
Mind maps/visual notes	Provide paper, coloured pens, provide positive feedback, ask about links and examples

Remove phone, block WiFi, monitor focus, access recommended equipment/resources

Quick quizzes and tests given often
No need to know answers
Just read from book/cue card

25 minute sessions +5 minute breaks
Add specific activities
Consider daily routines

Divide up topics and use word lists from teachers/revision guides
Revisit frequently

Encourage the use of images and key words as reminders - no need to be good at Art. Look for connections & overlap

Use the web site for help and examples of activities

The year ahead

October:	History Visit Progress Check 1.
November	Careers Visit Year 9 Tutor Review.
February	Progress Check 2 Parents' Evening
June	Year 9 exams
July	Progress Check 3 Bronze D of E practice.

Thank you

Any questions?