



**Wadebridge School
Information for parents
of Year 9
Welcome**

The official position!

New GCSE Grading Structure


Ofqual

NEW GCSE GRADING STRUCTURE	CURRENT GCSE GRADING STRUCTURE
9	A*
8	A*
7	A
6	B
5	B
4	C
3	D
2	E
1	F
1	G
U	U

Strong pass 5+

Standard pass 4+

New GCSE Grading Structure




Reformed GCSEs will be introduced gradually over three years from September 2015. They will be graded from 9 to 1, instead of A* to G.

Students awarded GCSEs in 2017 and 2018 will therefore receive a mixture of 9 to 1 and A* to G grades.

Students will not lose out as a result of the changes. We will use a statistical method (known as comparable outcomes) so that:

- broadly the same proportion of students will achieve a grade 4 and above as currently achieve a grade C and above;
- broadly the same proportion of students will achieve a grade 7 and above as currently achieve a grade A and above;
- the bottom of grade 1 will be aligned with the bottom of grade G;
- a grade 5 will be awarded to the top third of students gaining the equivalent of a grade C or bottom third of a grade B. The Department for Education has decided that grade 5 will be a 'good pass'.

In addition, the top 20 per cent of those who get a grade 7 or above in each exam will be awarded a grade 9.



June 2015 - Ofqual/15/5717

Progress Reports



Wadebridge School Year 11 Progress Report 3



Attendance: 96.3% (National Average = 95%; below 90% = Persistent Absence)

Tutor Comment: Miss E Swanepoel

Plan your time carefully in the run up to exams, stay calm and keep positive.
What a pleasure it's been to be your tutor; best of luck with your next destination!

SLT Comment: Mr S. Williams - Deputy Headteacher

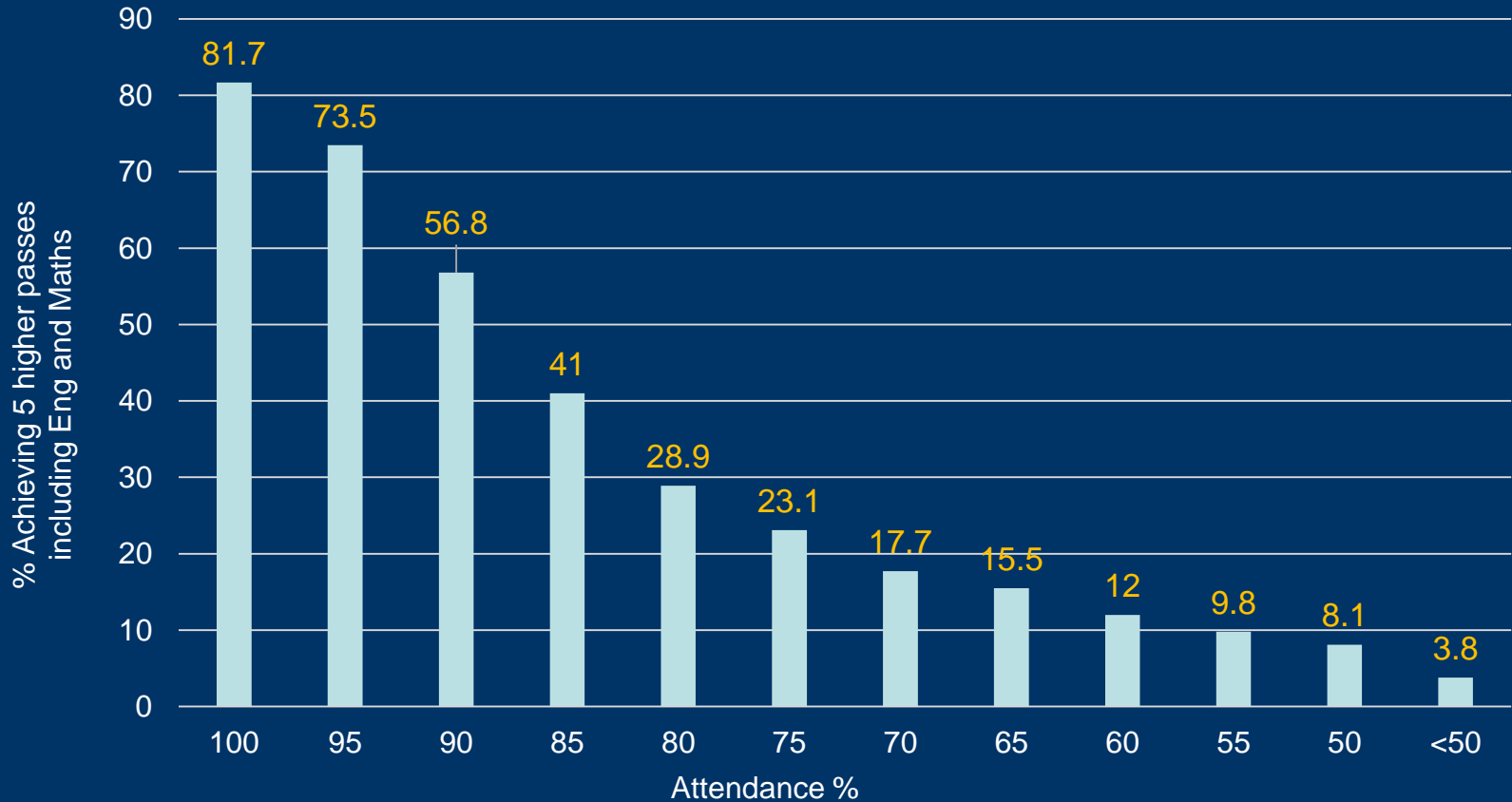
Josh should follow his teachers' advice and prepare well for the exams.
I have every confidence that we can look forward to an excellent set of results.

Progress Key: A = Above Expectations M = Meeting Expectations B = Below Expectations]

SUBJECT	Attitude to Learning in the class	Attitude to Learning beyond the class	Progress	Year 11 Target	Current Performance Report 2	Current Performance Report 3
Applied Business <i>Mr A. Gill</i>	M	M	M	Grade A	Grade B -	Grade B +
Next steps... Your positive attitude is impressive keep it up! Use as much evidence as possible to best support your explanations.						
D&T Food <i>Miss C.J.Hughes</i>	A	M	M	Grade B	Grade C -	Grade B =
Next steps... More thorough revision needed than done for the trials! Positive attitude shown for coursework; this must continue to succeed.						
English Language <i>Mr T Read and Mrs K Martin.</i>	M	M	B	Grade 7	n/a	Grade 4 +
Next Steps... Learn the conventions for all writing types for Component 2. Learn all 14 persuasive techniques for Component 2.						
English Literature <i>Mr T Read and Mrs K Martin.</i>	M	M	B	Grade 7	Grade 2 -	Grade 3 -
Next steps... Learn key quotations for all the Literature texts. Revise context for the Poetry Anthology and Dickens' text.						
EPR <i>Mrs L Gregory</i>	M	M	B	Grade A	Grade D =	Grade D +
Next steps... Be mindful of timing, answers need to be more concise. Write more practice questions, I am happy to mark anything you give me.						
Geography <i>Mrs A Cervi</i>	M	B	B	Grade A	Grade C -	Grade C +
Next steps... Ensure quality time is spent on revision for the forthcoming exams. Past papers are completed and handed in on time.						
ICT - OCR 1st Nationals <i>Mr D Garner</i>	A	A	A	Distinction	Distinction -	Distinction =
Next steps... Continue to work slowly and methodically through the mark scheme. Create a revision timetable for ICT and stick to it.						
Mathematics <i>Mr N Richards</i>	A	M	M	Grade 8	Grade 6 -	Grade 7 -
Next steps... Ensure your full attention is given to the practice papers used for homework. Make full use of previous assessments from your folder to work on tricky topics.						
Additional Science	M	M	M	Grade B	Grade C +	Grade B +
Next steps...						

Attendance

Attendance against GCSE Results




Attendance

- National Average = 95%
- Expected attendance = 100%

- Year 8 2016-17 94%

- School-based EWO


Post 16 pathways



Post-16

Advice and guidance

- Level 2
- Apprenticeships
- Level 3



Post-16


Advice and guidance

Level 3 overall

Grade 5+

For individual A-Level

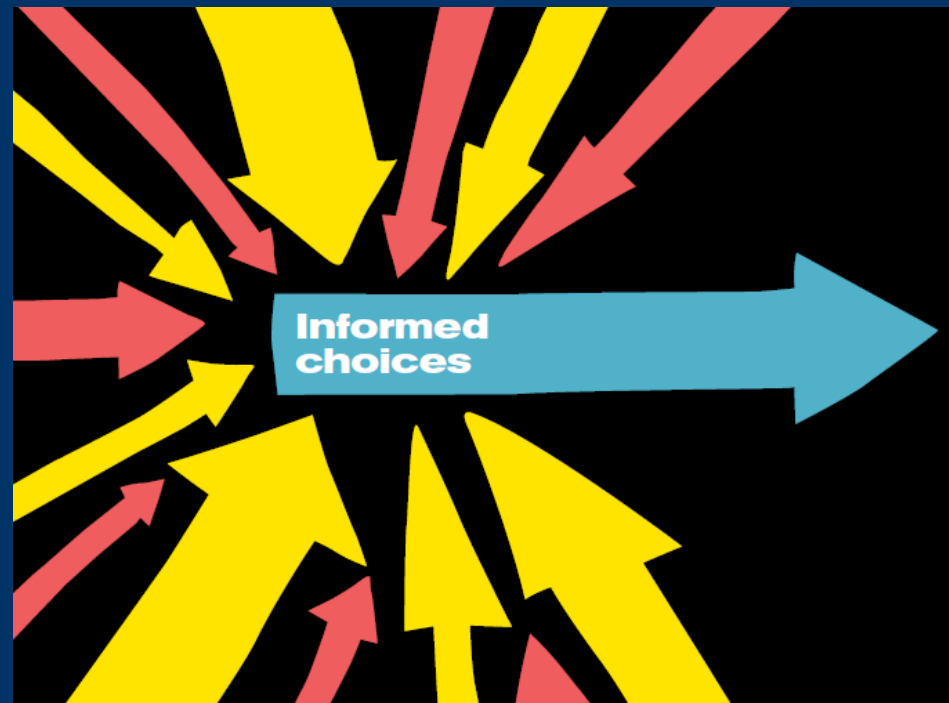
Grade 6+



**Wadebridge
Sixth Form**

Level 3 & A-Level Advice and guidance

The Russell Group of leading UK universities has published a guide to post-16 subject choices



You can view 'Informed Choices' by visiting the **Wadebridge Sixth Form 'Courses Available'** page at www.wadebridge.cornwall.sch.uk

**Wadebridge
Sixth Form**



Parents' Evenings

Wadebridge School


Teacher Login

Username

Password

[Log In](#) [Forgot Your Details?](#)

[Parent Login](#) [Administrator Login](#)

 Parents Evening System

School Website



Welcome to Wadebridge School

01208 812881

Notices

School Closure Dates -
Academic year
2017/2018 - Monday 4th
September, Friday 13th
October, Friday 8th
June, Monday 23rd &
Tuesday 24th July 2018

Wadebridge School
students celebrate
GCSE success.

The wait for GCSE results
is over!
Remember these
include new, harder
qualifications and
number grades for
English and Maths.
Information on these
new qualifications can
be found here

A level results continue
to rise at Wadebridge
Sixth Form

New School Day Timing -
September 2017

NOTICES

HOME

OUR SCHOOL



CURRICULUM



Welcome to Wadebridge School

Message from Miss Yardley, Headteacher



Homework

← Show My Homework Search for students and classes EN

Welcome, **Mr. Williams**
Edit profile

Calendar

My calendar School calendar

Select a year Select a type Select a subject All classes

Prev Next Today **Sep 4th - 10th, 2017**

■ Homework ■ Spelling Test ■ Quiz ■ Differentiated Homework ■ Class Test

Monday 4th Sep	Tuesday 5th Sep	Wednesday 6th Sep	Thursday 7th Sep	Friday 8th Sep	Saturday 9th Sep	Sunday 10th Sep
Blue Peter Badge challenge 7BLY/Se P.S.E. Mr. S. Williams						
Blue Peter Badge challenge 8TSP/Se P.S.E. Mr. S. Williams						
			Ideal Gases OT 13E/Ph1 Physics Mr. S. Williams			

Rules and routines



Wear completely black shoes

Wear full length black trousers, check you do not have patch pockets! no jean styles.

Wear a skirt of decent length

OR

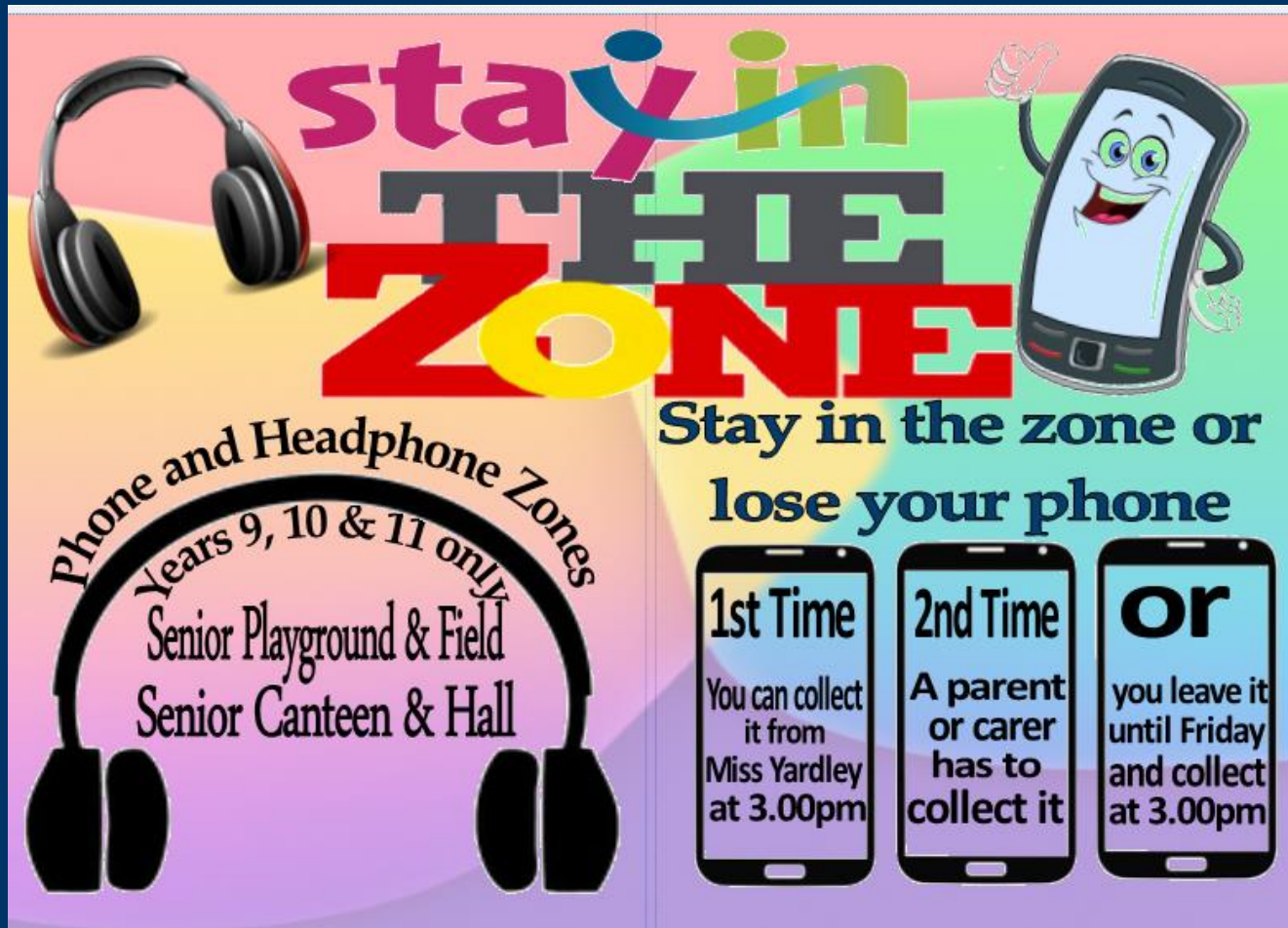
Visit Mr Bateman at registration to change for a suitable pair

Visit Ms Roft at registration to change your skirt/trousers for approved uniform

Wear ONE pair of studs only

Keep make-up to a minimum

Rules and routines



stay in THE ZONE

Stay in the zone or lose your phone

Phone and Headphone Zones
Years 9, 10 & 11 only
Senior Playground & Field
Senior Canteen & Hall

1st Time You can collect it from Miss Yardley at 3.00pm	2nd Time A parent or carer has to collect it	or you leave it until Friday and collect at 3.00pm
---	--	--

Rules and routines

HOW YOU CAN BE SUCCESSFUL

HAVE ALL THE EQUIPMENT YOU WILL NEED

TAKE PART IN ALL ACTIVITIES AND PARTICIPATE FULLY

IF YOU'RE STUCK USE YOUR INITIATIVE

TRY YOUR HARDEST AT ALL TIMES

RESPECT ALL THINGS

TRY AND MAKE A POSITIVE CONTRIBUTION IN EVERY LESSON

ARRIVE TO LESSONS ON TIME AND BE READY TO LEARN

BE ATTENTIVE, ENTHUSIASTIC AND MOTIVATED TO ALWAYS DO YOUR BEST

CREATED BY THE STUDENT VOICE TEAM

Choices

Be.....

- Punctual
- Equipped
- Attentive
- Respectful
- Motivated
- Hardworking
- Resilient
- Enthusiastic

Warning

Time out (Red flag)

Removed (Red flag)

Yellow card

Consequences

Am I following instructions?

Could I ask a question?

Who am I sat next to?

Am I listening?

Have I put my hand up?

How to be Successful

Star of the Week



Wadebridge School



Star of the Week

for excellence in

History

15th September 2017

Advantages of a 3 year GCSE

- Additional time to complete course content and explore the subject more fully –not just teaching to the test.
- Prepare for exams more thoroughly with guided revision.
- Opportunity to explore higher level content –which prepares students better for 6thform or college courses.
- Increased time in GCSE academic study will help us to raise student aspiration, and help them pursue their next step.
- Removes some of the pressure earlier –students feel better prepared. Calmer for exams.

Key to GCSE success is...a consistent approach to studies.

Three simple ways to help develop your child's study skills:

- Help them to understand that their efforts affect success
 - they need to see the bigger picture
- Ensure that they spend time planning and checking their own learning - studying is more than just doing homework tasks
- Reinforce that revision is an ongoing process
 - students should create mind maps/cue cards as they complete topics

The year ahead

October Progress Report 1
Tutor Reviews

January Progress Report 2

February Rewards trip

June Progress Report 3

July Parents' Evening
Bronze DoE