



Wadebridge School
Year 11
Information Evening
Welcome

The official position!

New GCSE Grading Structure


Ofqual

NEW GCSE GRADING STRUCTURE	CURRENT GCSE GRADING STRUCTURE
9	A*
8	A*
7	A
6	B
5	B
4	C
3	D
2	E
1	F
1	G
U	U

Strong pass 5+

Standard pass 4+

New GCSE Grading Structure




Reformed GCSEs will be introduced gradually over three years from September 2015. They will be graded from 9 to 1, instead of A* to G.

Students awarded GCSEs in 2017 and 2018 will therefore receive a mixture of 9 to 1 and A* to G grades.

Students will not lose out as a result of the changes. We will use a statistical method (known as comparable outcomes) so that:

- broadly the same proportion of students will achieve a grade 4 and above as currently achieve a grade C and above;
- broadly the same proportion of students will achieve a grade 7 and above as currently achieve a grade A and above;
- the bottom of grade 1 will be aligned with the bottom of grade G;
- a grade 5 will be awarded to the top third of students gaining the equivalent of a grade C or bottom third of a grade B. The Department for Education has decided that grade 5 will be a 'good pass'.

In addition, the top 20 per cent of those who get a grade 7 or above in each exam will be awarded a grade 9.



June 2015 - Ofqual/15/5717

New GCSEs in all subjects
9 to 1 grading in all subjects
except BTEC and OCR National
Qualifications

Progress Reports



Wadebridge School Year 11 Progress Report 3



Attendance: 96.3 % (National Average = 95%; below 90% = Persistent Absence)

Tutor Comment: Miss E Swanepoel

Plan your time carefully in the run up to exams, stay calm and keep positive.
What a pleasure it's been to be your tutor; best of luck with your next destination!

SLT Comment: Mr S. Williams - Deputy Headteacher

Josh should follow his teachers' advice and prepare well for the exams.
I have every confidence that we can look forward to an excellent set of results.

Progress Key: A = Above Expectations M = Meeting Expectations B = Below Expectations]

SUBJECT	Attitude to Learning in the class	Attitude to Learning beyond the class	Progress	Year 11 Target	Current Performance Report 2	Current Performance Report 3
Applied Business <i>Mr A. Gill</i>	M	M	M	Grade A	Grade B -	Grade B +
Next steps... Your positive attitude is impressive keep it up! Use as much evidence as possible to best support your explanations.						
D&T Food <i>Miss C.J.Hughes</i>	A	M	M	Grade B	Grade C -	Grade B =
Next steps... More thorough revision needed than done for the trials! Positive attitude shown for coursework; this must continue to succeed.						
English Language <i>Mr T Read and Mrs K Martin.</i>	M	M	B	Grade 7	n/a	Grade 4 +
Next Steps... Learn the conventions for all writing types for Component 2. Learn all 14 persuasive techniques for Component 2.						
English Literature <i>Mr T Read and Mrs K Martin.</i>	M	M	B	Grade 7	Grade 2 -	Grade 3 -
Next steps... Learn key quotations for all the Literature texts. Revise context for the Poetry Anthology and Dickens' text.						
EPR <i>Mrs L. Gregory</i>	M	M	B	Grade A	Grade D =	Grade D +
Next steps... Be mindful of timing, answers need to be more concise. Write more practice questions, I am happy to mark anything you give me.						
Geography <i>Mrs A Cervi</i>	M	B	B	Grade A	Grade C -	Grade C +
Next steps... Ensure quality time is spent on revision for the forthcoming exams. Past papers are completed and handed in on time.						
ICT - OCR 1st Nationals <i>Mr D Garner</i>	A	A	A	Distinction	Distinction -	Distinction =
Next steps... Continue to work slowly and methodically through the mark scheme. Create a revision timetable for ICT and stick to it.						
Mathematics <i>Mr N Richards</i>	A	M	M	Grade 8	Grade 6 -	Grade 7 -
Next steps... Ensure your full attention is given to the practice papers used for homework. Make full use of previous assessments from your folder to work on tricky topics.						
Additional Science	M	M	M	Grade B	Grade C +	Grade B +
Next steps...						

Star of the Week



Wadebridge School



Star of the Week

for excellence in

History

15th September 2017

Homework

← Show My Homework Search for students and classes EN

Welcome, **Mr. Williams**
[Edit profile](#)

[Set homework](#)

Dashboard
My classes
Homework calendar
My drive
Community resources
My resources
Reports
Notice board
Help centre
Logout

Calendar / Personal

Calendar

My calendar | School calendar

Select a year | Select a type | Select a subject | All classes

Prev | Next | Today

Sep 4th - 10th, 2017

■ Homework ■ Spelling Test ■ Quiz ■ Differentiated Homework ■ Class Test

Monday 4th Sep	Tuesday 5th Sep	Wednesday 6th Sep	Thursday 7th Sep	Friday 8th Sep	Saturday 9th Sep	Sunday 10th Sep
Blue Peter Badge challenge 7BLY/Se P.S.E. Mr. S. Williams						
Blue Peter Badge challenge 8TSP/Se P.S.E. Mr. S. Williams						
			Ideal Gases OT 13E/Ph1 Physics Mr. S. Williams			

Parents' Evenings

Wadebridge School


Teacher Login

Username

Password

[Log In](#) [Forgot Your Details?](#)

[Parent Login](#) [Administrator Login](#)

 Parents Evening System

How to contact us...

parents@wadebridge.cornwall.sch.uk

General contacts

Have a question to ask, need some advice or help with something, big or small? Why not drop us an email...

parents@wadebridge.cornwall.sch.uk

Depending on your query, you'll receive an answer from either:

Mrs Davis - Admin/Parental support and First Aider
Mrs Talling - Assistant Head
Mr Williams - Deputy Head

Attendance contacts

To report your child absent, please contact the school on 01208 812881 or email:

Attendance Officer: Mrs Murphy
attendance@wadebridge.cornwall.sch.uk

Education Welfare Officer: Ms Harrison
lharrison@wadebridge.cornwall.sch.uk

School Website



Welcome to Wadebridge School

01208 812881

Notices

School Closure Dates -
Academic year
2017/2018 - Monday 4th
September, Friday 13th
October, Friday 8th
June, Monday 23rd &
Tuesday 24th July 2018

Wadebridge School
students celebrate
GCSE success.

The wait for GCSE results
is over!
Remember these
include new, harder
qualifications and
number grades for
English and Maths.
Information on these
new qualifications can
be found here

A level results continue
to rise at Wadebridge
Sixth Form

New School Day Timing
September 2017

NOTICES

HOME

OUR SCHOOL +

CURRICULUM +



Welcome to Wadebridge School

Message from Miss Yardley, Headteacher



Social Media Facebook and Twitter

Wadebridge School

@WadebridgeSchool

Home

Reviews

Photos

Videos

Posts

About

Community

Info and ads

Would you recommend Wadebridge School?

Yes No

Recommended by 6 people

High School in Wadebr

Community

Invite your friends to

651 people like this

694 people follow this

Home Moments Notifications Messages

Wadebridge School

@WadebridgeSkool

The official Wadebridge School Twitter Stream.

Wadebridge, Cornwall, UK

821 Tweets 140 Following 1,119 Followers 14 Likes 1 Lists

Following

Tweets Tweets & replies Media

Wadebridge School @WadebridgeSkool - Jan 19

Are you currently on Maternity Leave? Are you looking for a small, Wiggles Nursery for your business?

Who to follow

Newquay Tretherras @T...

Bodmin College @bodmi...

Digital Citizenship Support

New technology and devices offer a huge range of opportunities for our students.

They can use them to learn, create and communicate in an ever growing number of ways.

Our natural desire is to keep children safe and this can only be done through the education and support we can all offer them.

To support our pupils, we:

- *Have dedicated tutor sessions*
- *Run regular assemblies.*
- *PSHE Day Focus*
- *Student Website with latest guidance*

How We Support Parents/Guardians

***Dedicated page with the latest information on the school website
(Found under PARENTS > DIGITAL SAFETY)***

***Online training course for parents
(available through school website)***

Digital Parenting Guide sent out

Regular emails with latest information.

***Information Stands at Parent Evenings.
(In reception)***

Dedicated email contact

digitalsafety@wadebridge.cornwall.sch.uk



Attendance

2018 cohort

- Below 90% attendance -1.13
- Above 90% attendance -0.09
- Above 90% attendance +0.28

Prom



Rules and routines



Wear completely black shoes

Wear full length black trousers, check you do not have patch pockets! no jean styles.

Wear a skirt of decent length

OR

Visit Mr Bateman at registration to change for a suitable pair

Visit Ms Roft at registration to change your skirt/trousers for approved uniform

Wear ONE pair of studs only

Keep make-up to a minimum

Rules and routines

HOW YOU CAN BE SUCCESSFUL

HAVE ALL THE EQUIPMENT YOU WILL NEED

TAKE PART IN ALL ACTIVITIES AND PARTICIPATE FULLY

IF YOU'RE STUCK USE YOUR INITIATIVE

TRY YOUR HARDEST AT ALL TIMES

RESPECT ALL THINGS

TRY AND MAKE A POSITIVE CONTRIBUTION IN EVERY LESSON

ARRIVE TO LESSONS ON TIME AND BE READY TO LEARN

BE ATTENTIVE, ENTHUSIASTIC AND MOTIVATED TO ALWAYS DO YOUR BEST

CREATED BY THE STUDENT VOICE TEAM

How to be Successful

Be.....

- Punctual
- Equipped
- Attentive
- Respectful
- Motivated
- Hardworking
- Resilient
- Enthusiastic

Choices

Am I following instructions?

Could I ask a question?

Who am I sat next to?

Am I listening?

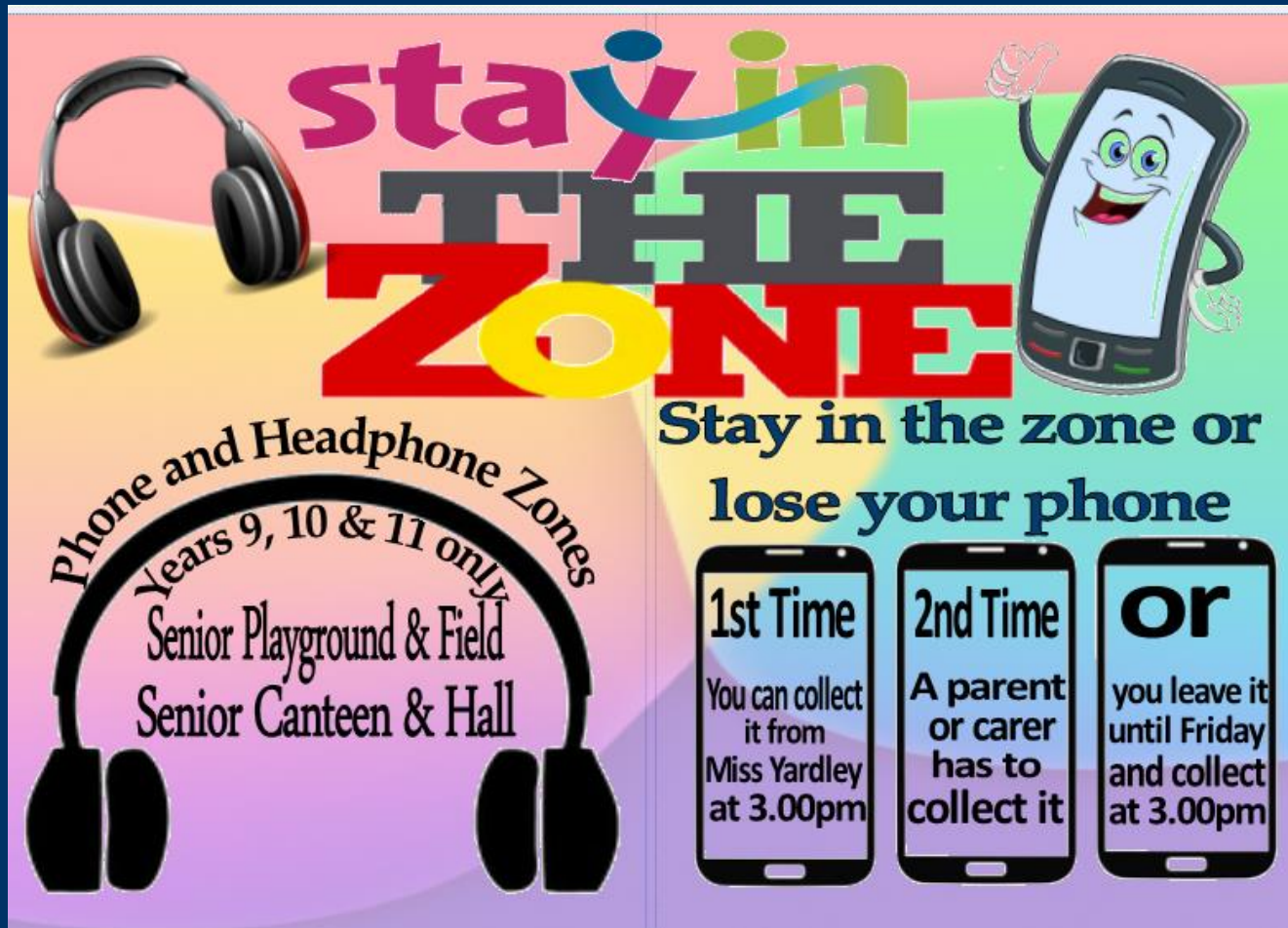
Have I put my hand up?

Consequences

- Warning
- Time out (Red flag)
- Removed (Red flag)
- Yellow card

CREATED BY THE STUDENT VOICE TEAM

Rules and routines




stay in THE ZONE

Stay in the zone or lose your phone

Phone and Headphone Zones
Years 9, 10 & 11 only
Senior Playground & Field
Senior Canteen & Hall

1st Time You can collect it from Miss Yardley at 3.00pm	2nd Time A parent or carer has to collect it	or you leave it until Friday and collect at 3.00pm
---	--	--


Post 16 pathways



Post-16

Advice and guidance


- Level 2
- Apprenticeships
- Level 3



Post-16
Advice and guidance

Level 3 – grades 5+

A Level – grades 6+



The year ahead

September: Silver DoE;

October: Mid-term Exams 1

November Progress Report 1; parents' consultation evening

February Progress Report 2.
Tutor reviews; rewards trip.
Mid-term Exams 2

The year ahead

March

Year group photo. Trial Exam
'Results Day

April

Progress Report 3.

May/June

GCSE exams.

July

Prom.

August

Results.

Year 11 students have 24 school
Mondays until their external
examinations begin!



DON'T PANIC

"Revise now,
before
it's too
late."

- attend revision classes
- have the necessary revision guides
- create and stick to a revision timetable
- use the active revision techniques suggested to you
- get enough sleep and eat well before exams
- have the correct equipment
- it is important to take all exams in earnest since mocks are good indicators of how you will fare in the summer and how you fare in the summer will determine the post 16 options available to you!



Exam and GCSE Revision:
 What better than 100 years (there!) to get all of it done for you before you leave. Be sure to read the Manual because it is packed with information & is the key to success.
 This is a list of tips to help you with your revision. It is not a list of things to do, but a list of things to think about. The key is to use the tips to help you with your revision. The key is to use the tips to help you with your revision.

GCSE Revision

Tips For Parents

KEEP CALM AND CARRY ON REVISION



Revision Technique: Make your revision ACTIVE or INTERACTIVE rather than passive. Passive revision is just simply re-reading your notes or copying them. While this is better than not doing revision at all, it is not as effective as active or interactive revision.



Active Revision:
 Active revision involves you actually doing something with the information you are trying to learn and not just sitting there staring at a revision guide or textbook. Active revision techniques allow you to chunk down course content and process it in a number of ways, making it easier for you to learn it. Remember, people revise best in different ways. In other words, the most effective revision technique is a personal thing so choose what works well for you so long as it is an active technique. This is ESSENTIAL to allow your brain to learn, make connections and remember.



1. Make bullet point notes in your own words from your exercise book, textbook and/or revision guide.
2. Condense your revision notes onto small index cards or blank postcards with just the key facts and key words.
3. Draw spider diagrams & memory maps with small pictures, symbols and key words. Particularly effective for visual learners and helps to show how concepts are linked together.
4. Use colours and highlighters to emphasise important parts of your notes.
5. Write keywords or concepts on post-it notes and stick them all over the house so you can challenge yourself as you walk around (the back of the toilet door is an old favourite so you can revise on the loo!).
6. Use mnemonics, rhymes or even songs to help you remember things.
7. Practice doing past exam papers that your teacher has given you. Then use the mark scheme or your textbook/notes to mark your answers.
8. Ask a friend or parent to test you by asking you questions, using a revision guide, textbook or your own notes.
9. Record your revision notes onto your iPod and then play them walking down the street or during your paper round!
10. Use one of the websites recommended to you by your teacher but don't just surf the web looking for revision websites because you will get distracted and the site might not be suitable for the GCSE course you did.

Supporting your child in setting themselves up for and doing revision

- *Talk to your child about how you can support them and what they would find helpful.
- *Help your child to plan their revision timetable. It will take an investment of your time, but it is the single thing that will make the biggest difference to the effectiveness of the revision and therefore the outcome.
- *Children vary in the amount of support they need at each stage of the process. Support your child in sticking to the revision plan and keeping to the start and finishing times they have agreed.
- *Praise them when they do it, and if necessary agree a reward structure.
- *Be flexible – use the 80/20 rule. If your child is sticking to the plan 80% of the time they will be doing alright, so if they want to go out to a party on a revision night, agree when they will make the time up.
- *Be sensitive to the pressure your child is feeling – let them know that if they are really not up to it on odd days, it is the end of the world – let it go when it really matters to them, and remind them of a little good work they have done and will continue to do. It's the big picture that will count in the end.
- *Keep up with regular 'check-ins' (see check-in bubble for more info) and don't nag in between times. Show an interest in how the revision is going, talk through any difficulties and be prepared to help them re-schedule the planning if necessary.
- *Keep things in perspective – your child may not be doing things the way you would do them, or as often as you would like, but they are doing the best they can in the way that works for them at the stage they are at.

Revise!



Helpful websites:
<http://www.vadebridge.com/allach.uk/burton/summary.asp#4>
<http://www.bbc.co.uk/schools/ocr/revision/>
<http://www.ocr.org.uk/>
<http://www.ocr.org.uk/>



Checking: agree regular 'check-ins' where you are 'allowed' to discuss with your child where they are in relation to each subject's deadlines, areas they're enjoying/having difficulty with etc. Once every 2 to 3 weeks is a good aim. Having a set time to discuss workloads nagging which is often how teenagers perceive adult interest in their progress.